

**CENTRUL AGRO TRANSILVANIA CLUJ S.A.**

Nr. Reg. Com.: J12/1574/2004

C.u.i.: RO 16369218

Banca: BANCA COMERCIALA ROMANA

Cont: RO70RNCB0106026596730001

NOTA 1

**ACTIVE IMOBILIZATE IN ANUL 2023**

lei

Denumirea elementului de imobilizare *)	Valoare bruta **)					Ajustari de valoare ***) (amortizari si ajustari pentru depreciere sau pierdere de valoare)				
	Sold la inceputul exercitiului financiar	Cresteri ****)	Cedari, transferuri si alte reduceri	Sold la sfarsitul exercitiului financiar	Sold la inceputul exercitiului financiar	Ajustari inregistrate in cursul exercitiului financiar	Reduceri sau casări	Sold la sfarsitul exercitiului financiar	8 = 5+6-7	
0	1	2	3	4 = 1+2-3	5	6	7	8 = 5+6-7		
<b>Imobilizari necorporale</b>	<b>123'889</b>	<b>143'000</b>	<b>0</b>	<b>266'889</b>	<b>123'889</b>	<b>28'853</b>	<b>0</b>	<b>152'742</b>		
Licente-programe informatice	88'862	138'500	0	227'362	88'862	28'853	0	117'715		
Alte imobilizari necorporale	35'027	4'500	0	39'527	35'027	0	0	35'027		
<b>Imobilizari corporale</b>	<b>5'427'516</b>	<b>488'352</b>	<b>0</b>	<b>5'915'868</b>	<b>3'630'559</b>	<b>342'704</b>	<b>0</b>	<b>3'973'263</b>		
Constructii	2'738'936	146'880	0	2'885'816	1'352'824	204'380	0	1'557'204		
Instalatii tehnice si masini	1'886'490	292'810	0	2'179'300	1'701'620	95'190	0	1'796'810		
Alte instalatii, utilaje si mobilier	802'090	48'662	0	850'752	576'115	43'134	0	619'249		
Avansuri și imobilizări corporale în curs	0	0	0	0	0	0	0	0		
<b>Imobilizari financiare</b>	<b>800</b>	<b>0</b>	<b>0</b>	<b>800</b>	<b>3'754'448</b>	<b>371'557</b>	<b>0</b>	<b>4'126'005</b>		
<b>TOTAL</b>	<b>5'552'205</b>	<b>631'352</b>	<b>0</b>	<b>6'183'557</b>	<b>3'754'448</b>	<b>371'557</b>	<b>0</b>	<b>4'126'005</b>		

Capitolul " Imobilizării necorporale " inregistreaza, in cursul anului 2023, o crestere in valoare de 143.000 lei, structurată astfel :

- Studiu de fezabilitate pentru montarea de panouri fotovoltaice- 138.500,00 lei
- Program contabilitate e-facturare - 4.500 lei

Capitolul " Imobilizării corporale " inregistreaza, in cursul anului 2023, o crestere in valoare de 488.352 lei, structurată astfel :

- Refacere imprejmuire gard - 146.880,00 lei
- Modernizare centrala de frig - 35.816,00 lei

- Achiziționare tractor - 147.544,00 lei
- Achiziționare echipamente si utilaje pentru tractor - 109.450,00 lei
- Achiziționare sistem supraveghere video - 48.662,00 lei

In cursul anului 2023, s-a utilizat ca metoda de amortizare tot metoda liniara, valoarea amortizabila a imobilizarilor corporale fiind alocata in mod sistematic pe parcursul duratei de viata utila a activului, neexistand o situatie speciala care sa necesite schimbarea metodei de amortizare.

Director General,  
Sabo Marius Călin

Intocmit,  
Tudorachi Oana



\*) Cheltuielile de constituire si cheltuielile de dezvoltare vor fi detaliate, prezentandu-se motivele imobilizarii si perioada de amortizare, cu justificarea acesteia.

\*\*) Modificarile valorii brute se vor prezenta plecand de la costul de achizitie sau costul de productie pentru fiecare element de imobilizare, in functie de tratamentele contabile aplicate.

In cazul in care durata contractului sau durata de utilizare a elementelor de natura cheltuielilor de dezvoltare depasesc cinci ani, aceasta trebuie prezentata in notele explicative, impreuna cu motivele care au determinat-o.

In cazul fondului comercial amortizat intr-o perioada de peste cinci ani, aceasta perioada nu trebuie sa depaseasca durata de utilizare economica a activului si trebuie sa fie prezentata si justificata in notele explicative.

\*\*\*) Se vor prezenta duratele de viata sau ratele de amortizare utilizate, metodele de amortizare si ajustarile care privesc exercitiile anterioare.

\*\*\*\*) Se vor prezenta separat cresterile de valoare aparute din procesul de dezvoltare internă.

**CENTRUL AGRO TRANSILVANIA CLUJ S.A.**

Nr. Reg. Com.:J12/1574/2004

C.u.i.: RO 16369218

Banca: BANCA COMERCIALA ROMANA

Cont: RO70RNCB0106026596730001

NOTA 2

**PROVIZIOANE PENTRU RISCURI SI CHELTUIELI**

Denumirea provizionului *)	Sold la inceputul exercitiului	Transferuri **)		Sold la sfarsitul exercitiului financiar 4 = 1+2-3
		in cont	din cont	
0	1	2	3	
Provizioane pentru litigii	0	0	0	0
Alte provizioane (pentru contract de mandat, participarea salariaților la profit, indem componenta variabila membri CA) din care:	328'339	450'918	328'339	450'918
provizioane pentru componenta variabilă a membrilor CA, cf. contractele de mandat:	49'006	91'477	49'006	91'477
provizioane pentru componenta variabilă a directorilor, cf. contractele de mandat:	99'333	206'242	99'333	206'242
provizioane pentru participarea salariaților la profit, cf. contractului colectiv de muncă:	180'000	153'199	180'000	153'199
Provizioane pentru litigiile, amenzile si penalitatile, despagubirile, daunele si alte datorii incerte	0	0	0	0
<b>TOTAL</b>	<b>328'339</b>	<b>450'918</b>	<b>328'339</b>	<b>450'918</b>

\*) Provizioanele prezentate in bilant la "Alte provizioane" trebuie descrise in notele explicative, daca acestea sunt semnificative.

\*\*) Cu explicarea naturii, sursei sau destinatiei acestora.

**AJUSTĂRI PENTRU DEPRECIEREA CREANTELOR - CLIENTI**

Denumirea provizionului *)	Sold la inceputul exercitiului	Transferuri **)		Sold la sfarsitul exercitiului financiar 4 = 1+2-3
		in cont	din cont	
0	1	2	3	
Ajustări pentru deprecierea creanțelor - clienți	19'140	44'617	11'227	52'530
<b>TOTAL</b>	<b>19'140</b>	<b>44'617</b>	<b>11'227</b>	<b>52'530</b>

Ajustările constituite pentru deprecierea creanțelor in suma de 19.140 lei reprezintă un număr de 5 clienți rău-platnici. Societatea a realizat toate demersurile legale în vederea recuperării creanțelor mai sus menționate (acestea se află pe rolul instanțelor de judecată competente).

Director General,  
Sabo Marius Călin

Intocmit,  
Tudorachi Oana

**CENTRUL AGRO TRANSILVANIA CLUJ S.A.**

Nr. Reg. Com.:J12/1574/2004

C.u.i.: RO 16369218

Banca: BANCA COMERCIALA ROMANA

Cont: RO70RNCB0106026596730001

## NOTA 3

**REPARTIZAREA PROFITULUI IN ANUL 2023**

DESTINATIA	SUMA
PROFIT NET:	1'345'081.00
rezultatul favorabil din corectarea erorilor contabile	0.00
Participarea salariaților la profitul realizat in anul 2023	149'828.00
<b>TOTAL</b>	<b>1'494'909.00</b>
PROFIT NET DE REPARTIZAT:	1'345'081.00
1) rezerva legala	0.00
2) alte rezerve, la dispozitia societății pentru investiții	672'540.00
acoperirea pierderii provenit din corectarea erorilor contabile	0.00
3) dividende 50% cf. Ordonanța 64/2001 din care:	672'541.00
- Consiliul Județean Cluj (55% din capitalul social)	369'898.00
4) Participarea salariaților la profitul realizat in anul 2023	149'828.00
<b>TOTAL</b>	<b>1'494'909.00</b>

In cursul anului 2023 societatea a înregistrat un profit net în valoare de 1.345.081 lei.

Pentru anul 2023 salariații beneficiază de participarea la profit în sumă de 149.828 lei (10% din profitul calculat înainte de înregistrarea provizionului, conform Codului fiscal acualizat, art.26 si Ordinului nr. 3818/2019).

\*Pentru participarea salariaților la profit, în anul 2023 s-a constituit provizion, care se va anula în anul 2024, in momentul efectuării plății către angajați.

Prin urmare nu se mai cuprinde participarea salariaților la profit în nota de repartizare a profitului pe anul 2023, deoarece aceasta nu este o repartizare efectivă de dividende (repartizarea profitului putându-se efectua exclusiv acționarilor sau asociaților). Salariații nu pot primi dividende ci pot fi stimulați pentru a obține profit prin acordarea de prime. Primele privind participarea salariaților la profit sunt asimilate salariilor și tratate ca atare conform Ordinului nr. 128/2005.

Director General  
Sabo Marius CălinIntocmit,  
Tudorachi Oana

**CENTRUL AGRO TRANSILVANIA CLUJ S.A.**

Nr. Reg. Com.:J12/1574/2004

C.u.i.: RO 16369218

Banca: BANCA COMERCIALA ROMANA

Cont: RO70RNCB0106026596730001


NOTA 4

**ANALIZA REZULTATULUI DIN EXPLOATARE IN ANUL 2023**


Denumirea indicatorului	Exercitiu financiar	
	Precedent	Curent
0	1	2
1. Cifra de afaceri neta	5'802'302	6'249'578
2. Costul bunurilor vandute si al serviciilor prestate (3 + 4 + 5)	<b>6'008'545</b>	<b>6'293'753</b>
3. Cheltuielile activitatii de baza	6'008'545	6'293'753
4. Cheltuielile activitatilor auxiliare	0	0
5. Cheltuielile indirecte de productie	0	0
6. Rezultatul brut aferent cifrei de afaceri nete (1 - 2)	-206'243	-44'175
7. Cheltuielile de desfacere	0	0
8. Alte venituri din exploatare	1'817'696	1'586'872
9. Venituri din productia de imobilizări	0	0
10. Venituri din subvenții pentru exploatare	0	0
11. Rezultatul din exploatare (6+8+9+10)	1'611'453	1'542'697

Auditarea Situațiilor Financiare aferente anului 2023, au fost efectuată de doamna auditor Crețu Elena, nr. de înregistrare în Registrul CAFR - 4430. cu suma de 9.000 lei.

Director General,  
Sabo Marius Călin



Intocmit,  
Tudorachi Oana





**CENTRUL AGRO TRANSILVANIA CLUJ S.A.**

Nr. Reg. Com.: J12/1574/2004

C.u.i.: RO 16369218

Banca: BANCA COMERCIALA ROMANA

Cont: RO70RNCB0106026596730001

NOTA 5

**SITUATIA CREANTELOR SI DATORIILOR 2023**

lei

CREANTE	Sold la sfarsitul exercitiului financiar	Termen de lichiditate	
		sub 1 an	peste 1 an
0	1 = 2 + 3	2	3
<b>Total, din care:</b>	<b>566'184</b>	<b>513'654</b>	<b>52'530</b>
clienti	443'889	443'889	0
clienti aflati in litigii	52'530	0	52'530
clienti facturi de intocmit	103'788	103'788	0
Alte impozite, taxe si varsaminte	403	403	0
TVA de recuperat	0	0	
TVA neexigibil	18'104	18'104	
Alte creante	0	0	0
Sume in curs de clarificare	0	0	
Ajustari pentru depreciere creante (se scade)	52530	52530	0

\*Valorile sunt luate in sume brute.

\*Ajustările pentru depreciere în sumă de 52.530 lei reprezintă 8 clienții cu care societatea se află în litigiu pentru recuperarea sumelor nefincasate la termen.

\* Cinci dintre clienții aflați în litigiu au o vechime mai mare de un 1 an.

DATORII *)	Sold la sfarsitul exercitiului financiar	Termen de exigibilitate		
		sub 1 an	1-5 ani	peste 5 ani
0	1 = 2 + 3 + 4	2	3	4
<b>Total, din care:</b>	<b>1'145'910</b>	<b>1'099'415</b>	<b>46'495</b>	<b>0</b>
furnizori	32'813	32'813	0	0
furnizori imobiliz	60'877	60'877	0	0
furnizori-facturi nesosite	156'779	156'779	0	0
clienti-creditori	25'271	25'271	0	0
retineri din salarii datorate tertilor	1'600	1'600	0	0
contributii asigurari sociale	139'479	139'479	0	0
impozit profit	64'393	64'393	0	0
impozit salarii	27'680	27'680	0	0
salarii	128'571	128'571	0	0
drepturi de personal neridicate	0	0	0	0
alte datorii in legatura cu personalul	69'773	69'773	0	0
TVA de plata	42'347	42'347	0	0
creditori diversi	349'832	349'832	0	0
alte imprumuturi si datorii asimilate	46'495	0	46'495	0

\*) Se vor mentiona urmatoarele informatii:

a) clauzele legate de achitarea datoriilor si rata dobanzii aferente imprumuturilor;

b) datoriile pentru care s-au depus garantii sau au fost efectuate ipotecari:

\*valoarea datoriei; sau \*valoarea si natura garantiilor;

c) valoarea obligatiilor pentru care s-au constituit provizioane;

d) valoarea obligatiilor privind plata pensiilor.

Este necesar si oportun de mentionat faptul că: factura de curent aferenta lunii decembrie 2022 nu a fost emisă de furnizorul de energie electrica, în ciuda diligențelor depuse de societatea noastră.

Nu este cazul de alte mentiuni.

Director General,  
Sabo Marius CălinIntocmit,  
Tudorachi Oana

**CENTRUL AGRO TRANSILVANIA CLUJ S.A.**

Nr. Reg. Com.:J12/1574/2004

C.u.i.: RO 16369218

Banca: BANCA COMERCIALA ROMANA

Cont: RO70RNCB0106026596730001

NOTA 6

**PRINCIPII, POLITICI SI METODE CONTABILE 2023**

a) Reglementările contabile aplicate la întocmirea și prezentarea situațiilor financiare anuale.

Situațiile financiare au fost întocmite în conformitate cu Reglementările Contabile Românești armonizate cu Directiva a IV-a a Comunităților Economice Europene aprobate prin OMFP 1802/2014. OMFP 1802/2014 solicită ca situațiile financiare să fie întocmite în conformitate cu Legea Contabilității 82/1991 (republicată, modificată și completată ulterior) și Cerințele de întocmire și prezentare prevăzute de OMFP 1802/2014. Societatea organizează și conduce contabilitatea proprie potrivit prevederilor Legii contabilității nr.82/1991 republicată, cu modificările și completările ulterioare și întocmește situații financiare anuale potrivit prevederilor Ordinului Ministerului de Finanțe nr.1802/2014 pentru aprobarea Reglementărilor contabile armonizate cu Directiva a IV-a Comunității Economice Europene. Prezentele situații financiare sunt întocmite în baza continuității activității și independenței exercitiului economico-financiar. Fiecare element semnificativ este prezentat separat în situațiile financiare. Valorile nesemnificative sunt agregate cu valorile de natura sau funcție similară și nu sunt prezentate separat.

b) Abaterile de la principiile și politicile contabile, metodele de evaluare și de la alte prevederi din reglementările contabile:

* natura;	nu este cazul		
* motivele;	nu este cazul		
* evaluarea efectului asupra activelor și datorțiilor, poziției financiare și a profitului sau pierderii.			
	Da.	X	Nu.
			-
c) Valorile prezentate în situațiile financiare sunt comparabile	nu este cazul		
* comentarii relevante			

d) Valoarea reziduală pentru imobilizări stabilită în situația în care nu se cunoaște prețul de achiziție sau costul de producție al acesteia.

	nu este cazul	
e) Suma dobanzilor incluse în costul activelor imobilizate și circulante cu ciclu lung de fabricație.	nu este cazul	

f) În cazul reevaluării imobilizărilor corporale - detalii:

* elementele supuse reevaluării, precum și metodele prin care sunt determinate valorile rezultate în urma reevaluării;	nu este cazul	
* valoarea la cost istoric a imobilizărilor reevaluate;	nu este cazul	
* tratamentul în scop fiscal al rezervei din reevaluare;	nu este cazul	
* modificările rezervei din reevaluare:	nu este cazul	

\* valoarea rezervei din reevaluare la începutul exercitiului financiar;

\* diferențele din reevaluare transferate la rezerva din reevaluare în cursul exercitiului financiar;

nu este cazul


nu este cazul

	nu este cazul	
	Da.	Nu.
* sumele capitalizate sau transferate intr-un alt mod din rezerva din reevaluare in cursul exercitiului financiar, cu prezentarea naturii oricarui astfel de transfer, cu respectarea legislatiei in vigoare;		
* valoarea rezervei din reevaluare la sfarsitul exercitiului financiar.		
g) Activele fac obiectul ajustarilor exceptionale de valoare exclusiv in scop fiscal		
suma ajustarilor si motivele pentru care acestea au fost efectuate	Da.	Nu.
h) Valoarea prezentata in bilant, rezultata dupa aplicarea metodelor FIFO, CMP sau LIFO, difera in mod semnificativ, la data bilantului, de valoarea determinata pe baza ultimei valori de piata cunoscute inainte de data bilantului	Da.	Nu.
valoarea acestei diferente ca total, pe categorii de active fungibile.		

Director General,  
Sabo Marius Călin



Intocmit,  
Tudorachi Oana





**CENTRUL AGRO TRANSILVANIA CLUJ S.A.**

Nr. Reg. Com.: J12/1574/2004

C.u.i.: RO 16369218

Banca: BANCA COMERCIALA ROMANA

Cont: RO70RNCB0106026596730001

NOTA 7

**PARTICIPATII SI SURSE DE FINANTARE 2023**


a) existenta oricoror certificate de participare, valori mobiliare, valori mobiliare convertibile, cu prezentarea informatiilor cerute in Subsectiunea 8.2;						
Da.	-	Nu.	X			
b) capital social subscris/patrimoniul entitatii;						
101850						
c) numarul si valoarea totala a fiecarui tip de actiuni emise						
* au fost integral varsate						
d) componenta actionariatului;						
		Numar:	2500	Valoare actiuni - 1:	40.74	Valoare actiuni - 2:
		Numar:	1375	Valoare nominala actiuni:	40.74	Consiliul Judetean Cluj
		Numar:	385	Valoare nominala actiuni:	40.74	Consiliul Local Apahida
		Numar:	200	Valoare nominala actiuni:	40.74	Consiliul Local Dej
		Numar:	200	Valoare nominala actiuni:	40.74	Consiliul Local Turda
		Numar:	200	Valoare nominala actiuni:	40.74	Consiliul Local Campia Turzii
		Numar:	70	Valoare nominala actiuni:	40.74	Consiliul Local Gherla
		Numar:	70	Valoare nominala actiuni:	40.74	Consiliul Local Huedin
* numarul actiunilor pentru care s-a cerut, fara rezultat, efectuarea varsamentelor;						
e) actiuni rascumparabile:						
		* data cea mai apropiata si data limita de rascumparare;		nu este cazul		
		* caracterul obligatoriu sau neobligatoriu al rascumpararii;		nu este cazul		
		* valoarea eventualei prime de rascumparare;		nu este cazul		
f) actiuni emise in timpul exercitiului financiar:						
		* tipul de actiuni;		nu este cazul		
		* numar de actiuni emise;		nu este cazul		
		* valoarea nominala totala si valoarea incasata la distribuire;		nu este cazul		
		* drepturi legate de distributie:		nu este cazul		
		* numarul, descrierea si valoarea actiunilor corespunzatoare;		nu este cazul		
		* perioada de exercitare a drepturilor;		nu este cazul		
		* pretul platit pentru actiunile distribuite;		nu este cazul		
g) obligatiuni emise:						

	* tipul obligatiunilor emise;		nu este cazul
	* valoarea emisa si suma primita pentru fiecare tip de obligatiuni;		nu este cazul
	* obligatiuni emise de entitate, detinute de o persoana nominalizata sau imputernicita de aceasta:		nu este cazul
	* valoarea nominala;		nu este cazul
	* valoarea inregistrata in momentul platii.		nu este cazul

Director General,  
Sabo Marius Călin



Intocmit,  
Tudorachi Oana



**CENTRUL AGRO TRANSILVANIA CLUJ S.A.**

Nr. Reg. Com.: J12/1574/2004

C.u.i.: RO 16369218

Banca: BANCA COMERCIALA ROMANA

Cont: RO70RNCB0106026596730001

**NOTA 8****INFORMATII PRIVIND SALARIATII SI MEMBRII CONSILIULUI DE ADMINISTRATIE, CONDUCERE SI/SAU SUPRAVEGHERE**

a) indemnizatii acordate membrilor consiliului de administratie, conducere si/sau de supraveghere;				
Da.	X	Nu.	815341	
Valoare				
b) obligatiile contractuale cu privire la plata pensiilor catre fostii membri ai organelor de administratie si conducere;				
valoarea totala a angajamentelor pentru fiecare categorie		Administratie	Conducere	Supraveghere
c) valoarea avansurilor si a creditelor acordate membrilor organelor de administratie, conducere si de supraveghere in timpul exercitiului:				
				nu este cazul
				nu este cazul
				nu este cazul
				nu este cazul
d) salariati:				
			Conducere	4
			Executie	24
				2.546.745
1				0
				107.083
				nu este cazul

Director General,  
Sabo Marius CalinIntocmit,  
Tudorachi Oana

**CENTRUL AGRO TRANSILVANIA CLUJ S.A.**

Nr. Reg. Com.: J12/1574/2004

C.u.i.: RO 16369218

Banca: BANCA COMERCIALA ROMANA

Cont: RO70RNCB0106026596730001

**NOTA 10****ALTE INFORMATII**

a) Informatii cu privire la prezentarea entitatii raportoare, potrivit Subsectiunii 8.2.					
SC CENTRUL AGRO TRANSILVANIA CLUJ SA este persoana juridica romana, functioneaza sub regimul juridic de societate comerciala pe actiuni cu capital integral de stat, isi desfasoara activitatea in conformitate cu legislatia romana aplicabila in vigoare coroborat cu prevederile Actului Constitutiv. Evidentele contabile ale societatii se tin in limba romana si in moneda nationala.					
b) Informatii privind relatiile entitatii cu filiale, entitatile asociate sau cu alte entitati in care se detin participatii, cerute potrivit Subsectiunii 8.2.					
Societatea este membru fondator al Asociatiei Probus de Cluj cu o cotizatie la capitalul social de 300 lei.					
c) Bazele de conversie utilizate pentru exprimarea in moneda nationala a elementelor de activ si de pasiv, a veniturilor si cheltuielilor evidentiatae initial intr-o moneda straina.					
d) Informatii referitoare la impozitul pe profit:					
*Rezultatul impozabil ;					
1'648'032					
* Impozitul pe profit datorat din care;					
302'951					
*impozitul pe profit anual platit;					
238'558					
* impozitul pe profit de recuperat/plată					
(64'393)					
e) Cifra de afaceri:					
* pe segmente de activitati					
* pe piete geografice.					
f) Evenimentele ulterioare datei bilanțului care au importanță întrucât ne reprezentarea lor ar putea afecta capacitatea utilizatorilor situațiilor financiare de a face evaluări și de a lua decizii corecte - informații pentru fiecare categorie semnificativă de astfel de evenimente:					
* natura evenimentului;					
* estimare a efectului financiar sau mențiune conform careia estimarea nu poate să fie făcută.					
g) Explicații despre valoarea și natura:					
* veniturilor și cheltuielilor extraordinare;					
* veniturilor și cheltuielilor înregistrate în avans - în situația în care acestea sunt semnificative.					
0					

h) Ratele achitate in cadrul unui contract de leasing.	0
i) Leasing financiar - informatii:	
* descriere generala a contractelor semnificative de leasing;	
* dobanda de incasat aferenta perioadelor viitoare.	
1. Leasing financiar - evidentiari:	Descriere generala a contractelor importante de leasing:
* existenta si conditiile optiunilor de reinnoire sau cumparare;	
* restrictiile impuse prin contractele de leasing, cum ar fi cele referitoare la datorii suplimentare si alte operatiuni de leasing.	
2. Leasing financiar - evidentiari:	dobanda de platit aferenta perioadelor viitoare
j) Onorariile platite auditorilor/cenzorilor si onorariile platite pentru alte servicii de certificare, servicii de consultanta fiscala si alte servicii decat cele de audit.	nu este cazul
k) Efectele comerciale scontate neajunse la scadenta.	nu este cazul
l) Atunci cand suma de rambursat pentru datorii este mai mare decat suma primita, diferenta se prezinta in notele explicative.	nu este cazul
m) Datoriile probabile si angajamentele acordate.	nu este cazul
n) Angajamentele sub forma garantilor de orice fel trebuie, in cazul in care nu exista obligatia de a le prezenta ca datorii, sa fie in mod clar prezentate in notele explicative, si trebuie facuta distinctie intre diferitele tipuri de garantii recunoscute de legislatia nationala. De asemenea, trebuie facuta o prezentare separata a oricarei garantii valorice care a	nu este cazul
o) Daca un activ sau o datorie are legatura cu mai mult de un element din formatul de bilant, relatia sa cu alte elemente trebuie prezentata in notele explicative, daca o asemenea prezentare este esentiala pentru intelegerea situatiilor financiare anuale.	nu este cazul
p) Orice detalieri a elementelor din situatiile financiare anuale, atunci cand aceste elemente sunt semnificative si sunt relevante utilizatorii situatiilor financiare.	
<p>1) Situația juridică a societății Centrul Agro Transilvania Cluj SA care "administrează" bunurile imobile proprietate publică și privată a Consiliului Județean Cluj este neclară, deoarece una din hotărârile Consiliului Județean Cluj – Hotărârea CJC 301/2011 – prin care au fost date bunurile din cadrul proiectului Phare "Centrul de Marketing pentru Produse Agro –Alimentare" către subscrisa, a expirat în noiembrie 2021, de asemenea și Hotărârea CJC nr. 299/2013, care urmează a expira în august 2023. În prezent, societatea funcționează, în continuare, în baza Hotărâri nr. 32/2019 a Consiliului de administrație, ceea ce înseamnă că funcționează pe baza asumării răspunderii de către Consiliul de Administrație. Această situație juridică poate avea consecințe grave asupra activității subscrisei. Societatea a depus toate diligentele, pentru remedierea situației.</p>	

Director General,  
Sabo Marius Călin

Intocmit,  
Tuberachi Oana





## I. Indicatori de lichiditate

## Indicatorul lichiditatii curente

Active curente (A)		4'609'745
Datorii curente (B)		1'099'415
A/B - in numar de ori		4.19

## Indicatorul lichiditatii imediate (test acid)

Active curente (A)		4'609'745
Stocuri (B)		60'986
Datorii curente (C)		1'099'415
A/B - in numar de ori		4.14

## II. Indicatori de risc

## Indicatorul gradului de indatorare

Capital imprumutat (A)		46'495
Capital angajat (B)		5'435'461
A/B (daca este negativ, nu se calculeaza)		0.01

## Indicatorul privind acoperirea dobanzilor

Profit inaintea platii dobanzii si impozitului pe profit (A)		1'648'032
Cheltuieli cu dobanda (B)		0
A/B - in numar de ori (daca este negativ, nu se calculeaza)		#DIV/0!

## III. Indicatori de activitate

## Numar de zile de stocare

Stoc mediu (A)		63'361
Costul vanzarilor (B)		1'610'386
(A/B)*365 - in numar de zile		14.36

## Viteza de rotatie a debitelor - clienti

Sold mediu clienti (A)		566'184
Cifra de afaceri neta (B)		6'249'578
(A/B)*365 - in numar de zile		33.07

## Viteza de rotatie a creditelor - furnizori

Sold mediu furnizori (A)		1'099'415
Costul vanzarilor (B)		6'249'578
(A/B)*365 - in numar de zile		64.21

## Viteza de rotatie a activelor imobilizate

Cifra de afaceri neta (A)		6'249'578
Active imobilizate (B)		2'057'552
(A/B) - in numar de ori		3.04

## Viteza de rotatie a activelor totale

Cifra de afaceri neta (A)		6'249'578
Total active (B)		6'672'110
(A/B) - in numar de ori		0.94

## IV. Indicatori de profitabilitate

## Rentabilitatea capitalului angajat


Profit inaintea platii dobanzii si impozitului pe profit (A)		1'648'032
Total active minus datorii curente (B)		5'435'461
A/B (daca este negativ, nu se calculeaza)		0.30

## Marja bruta din vanzari

Profit brut din vanzari (A)		1'542'697
Cifra de afaceri neta (B)		6'249'578
(A/B) - in procente		24.68%

Director General,  
Sabo Marius Călin

Intocmit,  
Tudorachi Oana





## SITUATIA MODIFICARILOR CAPITALULUI PROPRIU LA DATA DE 31.12.2022


lei

Element al capitalului propriu	Sold la		Cresteri		Reduceri		Sold la
	01.01.2022		total:din care	prin transfer	total:din care	prin transfer	
capital subscris	101'850						101'850
prime de capital							
rezerve din reevaluare							20'370
rezerve legale	20'370						
rezerve statutare sau contractuale							
Rezerve reprezentand surplusul realizat din rezerve din reevaluare							
alte rezerve (cont 1068)	2'780'921		689'826				3'470'747
Actiuni proprii							
rezultatul reportat (cont 1171)							
profit nerepartizat							-
pierdere neacoperita							
rezultatul reportat din aplicarea pentru prima data a IAS,mai putin IAS 29 (cont 1172)							
sold debitor							
sold creditor							
rezultatul reportat provenit din corectarea erorilor contabile							
sold debitor							-
sold creditor							
Rezultatul reportat provenit din trecerea la aplicarea Reglementarilor contabile conforme cu Directiva a patra a Comunitatilor Economice Europene							
sold debitor							
sold creditor							
Profitul sau pierderea exercitiului financiar (cont 121)							
sold debitor							
sold creditor	1'379'653		(34'572)		-	-	1'345'081
Repartizarea profitului							-
<b>Total capitaluri proprii</b>	<b>4'282'794</b>		<b>655'254</b>				<b>4'938'048</b>

\* În anul 2023 "Alte rezerve" cresc cu suma de 689.826 lei. Suma reprezintă repartizarea profitului aferent anului 2022 rămasă la dispoziția societății pentru investiții.

\* Profitul net în anul 2023 se diminueaza cu 34.572 lei (adică cu 2,5%), față de anul 2022.

Director general  
Sabo Marius Călin



Intocmit,  
Tudorachi Oana



**Metoda directa**  
**Fluxuri de numerar din activitati de exploatare**

lei

Nr. crt.	Denumire indicator	Sold initial (01.01.2023)	31/12/2023
1	Incasarile in numerar din vanzarea de bunuri si prestarea de servicii	9'774'297	7'457'067
2	Incasari in numerar din redevente, onorarii, comisioane si alte venituri	3'161'396	2'378'159
3	Platile in numerar catre furnizorii de bunuri se servicii	(3'603'438)	(2'815'798)
4	Platile in numerar catre si in numele salariatilor	(2'869'724)	(1'778'348)
5	Plati taxe si impozite	(1'211'452)	(1'134'557)
6	Alte plati din exploatare	(3'605'860)	(1'815'359)
<b>NUMERAR GENERAT DIN EXPLOATARE</b>		<b>1'645'219</b>	<b>2'291'164</b>
7	Dobanzi incasate	45'830	108'180
8	Dobanzi platite	0	0
	Platile in numerar sau restituii de impozit pe profit	0	0
<b>NUMERAR NET DIN ACTIVITATI DE EXPLOATARE</b>		<b>1'691'049</b>	<b>2'399'344</b>

**Fluxuri de numerar din activitati de investitii:**

lei

Nr. crt.	Denumire indicator	Sold initial (01.01.2023)	31/12/2023
1	Incasarile de numerar din vanzarea de terenuri si cladiri, instalatii si echipamente, active necorporale si alte active pe termen lung	-	-
2	Platile in numerar pentru achizitionarea de terenuri si mijloace fixe, active necorporale si alte active pe termen lung	(540'606)	(854'488)
3	Platile in numerar pentru achizitia de instrumente de capital propriu si de creanta ale altor intreprinderi		
4	incasarile in numerar din vanzarea de instrumente de capital propriu si de creanta ale altor intreprinderi		
5	Avansurile in numerar si imprumuturile efectuate catre alte parti	0	0
6	Incasarile in numerar din rambursarea avansurilor si imprumuturilor efectuate catre alte parti		
<b>NUMERAR NET DIN ACTIVITATEA DE INVESTITII</b>		<b>(540'606)</b>	<b>(854'488)</b>

**Fluxuri de numerar din activitati de finantare**

mii lei

Nr. crt.	Denumire indicator	Sold initial (01.01.2022)	31/12/2022
1	Veniturile in numerar din emisiunea de actiuni ai alte instrumente de capital propriu		
2	Platile in numerar catre actionari pentru a achizitiona sau a rascumpara actiunile intreprinderii		

3	Veniturile in numerar din emisunea de obligatiuni, credite, ipoteci si alte imprumuturi		
4	Rambursarile in numerar ale unor sume imprumutate	0	0
5	Platile in numerar ale locatarului pentru reducerea obligatiilor legate de o operatiune de leasing financiar		
6	Dividende platite	(503'086)	(709'142)
<b>NUMERAR DIN ACTIVITATE DE FINANTARE</b>		<b>(503'086)</b>	<b>(709'142)</b>

<b>Fluxuri de numerar-total</b>	<b>647'357</b>	<b>835'714</b>
<b>Total flux numerar</b>	<b>647'357</b>	<b>835'714</b>

<b>Numerar la inceputul perioadei</b>	<b>2'499'503</b>	<b>3'146'860</b>
<b>Numerar la sfarsitul perioadei</b>	<b>3'146'860</b>	<b>3'982'574</b>

Director general  
Sabo Marius Călin

Intocmit,  
Tudorachi Oana Raluca



Consiliul Județean  
CLUJ

SOC CENTRUL *AGRO TRANSILVANIA* CLUJ SA  
Com. Apahida, Sat Dezmir, Str. Criseni FN, 407039, jud. CLUJ  
RC: J12/1571/2004 ; CIF: RO16369218 ; CSSV: 101.850 RON  
Tel: +40264504200 ; +40264504201 ; Fax: +40264504208  
Pagina de web și casașă e-mail: <http://www.agrotransilvania.ro>  
[administrator@agrotransilvania.ro](mailto:administrator@agrotransilvania.ro); [agrotransilvania@yahoo.com](mailto:agrotransilvania@yahoo.com)



## DECLARAȚIE

În conformitate cu prevederile art. 30 din Legea contabilității nr. 82/1991 cu modificările și completările ulterioare conducerea societății, își asumă răspunderea pentru întocmirea situațiilor financiare anuale la 31.12.2023 și confirmă că:

- a) Politicile contabile utilizate la întocmirea situațiilor financiare anuale sunt în conformitate cu reglementările contabile aplicabile;
- b) Situațiile financiare anuale oferă o imagine fidelă a poziției financiare, performanței financiare și a celorlalte informații referitoare la activitatea desfășurată;
- c) Persoana juridică își desfășoară activitatea în condiții de continuitate.

DIRECTOR GENERAL

SABO MARIUS CĂLIN

ȘEF SERVICIU FINANCIAR

TUDORACHI OANA RALUCA

Nr.728/16.04.2024

## HOTĂRÂREA NR. 13/16.04.2024

Consiliul de Administrație al Societății Centrul Agro Transilvania Cluj S.A., având ca :

- președinte: Marincean Simona-Adriana
- membri: - Biro Attila Bela;
  - Burz Florentin;
  - Iancu George-Vlad;
  - Moldovan Marinela;
  - Tivadar Denisa-Roxana;
  - Vârva Gabriel

Cu unanimitatea voturilor celor prezenți,

În baza atribuțiilor și responsabilităților stabilite de lege, de Statutul Societății Centrul Agro Transilvania Cluj S.A. (CAT) și de contractele de mandat încheiate cu Adunarea Generală a Acționarilor,

Având în vedere prevederile legale în vigoare, aplicabile la nivelul societății,

### HOTĂRĂȘTE:

**Art. 1.** Se aprobă Situațiile financiare la 31.12.2023 ale Societății Centrul Agro Transilvania Cluj SA (însoțite de Raportul auditorului financiar și al Consiliului de administrație) – conform Anexei 1 la prezenta și, se hotărăște înaintarea acestora spre aprobarea Adunării Generale Ordinare a Acționarilor în ședința, ce va fi convocată pentru finalul lunii mai 2024.

**Președintele Consiliului de administrație,  
Simona-Adriana Marincean**



**Secretar CA,  
Alina-Patricia Danko**



**Nr.729/16.04.2024**

**HOTĂRÂREA NR. 14/16.04.2024**

Consiliul de Administrație al Societății Centrul Agro Transilvania Cluj S.A., având ca :

- președinte: Marincean Simona-Adriana
- membri: - Biró Attila-Béla;
  - Burz Florentin;
  - Iancu George-Vlad;
  - Moldovan Marinela;
  - Tivadar Denisa-Roxana;
  - Vârva Gabriel,

Cu unanimitatea voturilor celor prezenți,

În baza atribuțiilor și responsabilităților stabilite de lege, de Statutul Societății Centrul Agro Transilvania Cluj S.A. (CAT) și de contractele de mandat încheiate cu Adunarea Generală a Acționarilor,

Având în vedere prevederile legale în vigoare, aplicabile la nivelul societății,

**HOTĂRĂȘTE:**

**Art. 1.** Se propune ca repartizarea profitului aferent exercițiului financiar 2023, respectiv profitul net de repartizat aferent anului 2023, în cuantum de 1.345.081 lei, să fie repartizat după cum urmează:

- dividende: 672.541 lei
- alte rezerve legale, la dispoziția societății: 672.540 lei,

cu precizarea că:

- pentru participarea de 10% a salariaților la profitul societății aferent anului 2023, în anul 2023 a fost constituit privizion, în cuantum net de 149.828 lei, care se va anula în anul 2024, în momentul efectuării plății către angajați - astfel nefiind necesară includerea participării salariaților la profitul societății în nota de repartizare a profitului pe anul 2023.

(2) Se hotărăște înaintarea propunerii de repartizare a profitului, stipulată la alineatul (1) al prezentului, spre aprobarea Adunării Generale Ordinare a Acționarilor, în ședința, ce va fi convocată pentru finalul lunii mai 2024.

**Președintele Consiliului de administrație,  
Simona-Adriana Marincean**



**Secretar CA,  
Alina-Patricia Danko**







SC CENTRUL AGRO TRANSILVANIA CLUJ SA  
Com. Apahida, Sac Dezmir, Str. Crisnei FN, 407039, Jud. CLUJ  
RC: J12/1571/2004 ; CIF: RO10349210 ; Căsuță: 101.850 RON  
Tel: +40264504200 ; +40264504201 ; Fax: +40264504200  
Pagina de web și casuța e-mail: <http://www.agrotransilvania.ro>  
[administrator@agrotransilvania.ro](mailto:administrator@agrotransilvania.ro); [agrotransilvania@yahoo.com](mailto:agrotransilvania@yahoo.com)

**agr**  
centrul  
transilvania

Nr. 614/17.02.2014

## HOTĂRÂREA NR. 5/17.02.2014

Consiliul de Administrație al S.C. Centrul Agro Transilvania Cluj S.A., având ca :

- președinte: Termure Alexandru
- membri: - Biró Attila-Béla;  
- Kinizsi Zoltán;  
- Lăpădatu Maria;  
- Luca Emil;  
- Morcan Ioana-Marieta – administrator economist;  
- Panait Radu-Nicolae;  
- Mureșan Genel;  
- Rus Ioan-Sorin.

Cu unanimitatea voturilor administratorilor societății,

În baza atribuțiilor și responsabilităților stabilite de lege, de Statutul S.C. Centrul Agro Transilvania Cluj S.A. și de contractele de mandat încheiate cu Adunarea Generală a Acționarilor ,

### HOTĂRĂȘTE:

**Art. 1.** Se aprobă Politicilor contabile aplicabile la nivelul SC Centrul Agro Transilvania Cluj SA, conform anexei 1 la prezenta.

Președinte al Consiliului de administrație,  
Alexandru Termure



Secretar CA,  
Alina-Patricia Danko



Cont	Denumire	Sold 1 Ianuarie Debit	Sold 1 Ianuarie Credit	Total sume precedente debit	Total sume precedente credit	Rulaj curent Debit	Rulaj curent Credit	Total sume cumulate Debit	Total sume cumulate Credit	Sold final Debit	Sold final Creditor	
<b>Clasa 1</b>												
1012	capital subscris varsat	0.00	101'850.00	0.00	101'850.00	0.00	0.00	0.00	101'850.00	0.00	101'850.00	
1061	rezerve legale	0.00	20'370.00	0.00	20'370.00	0.00	0.00	0.00	20'370.00	0.00	20'370.00	
1068	alte rezerve	0.00	2'780'920.51	0.00	3'470'746.85	0.00	0.00	0.00	3'470'746.85	0.00	3'470'746.85	
1171	rezultatul reportat-profit nerepartizat sau pierdere neacoperita	0.00	0.00	1'379'653.34	1'379'653.34	0.00	0.00	1'379'653.34	1'379'653.34	0.00	0.00	
121	profit si pierdere	0.00	1'379'653.34	5'679'180.58	7'841'414.76	1'257'206.80	440'053.56	6'936'387.38	8'281'468.32	0.00	1'345'080.94	
1518	alte provizioane	0.00	328'339.00	328'339.00	328'339.00	0.00	450'918.00	328'339.00	779'257.00	0.00	450'918.00	
167	alte imprumuturi si datorii asimilate	0.00	39'151.15	0.00	48'495.15	0.00	0.00	0.00	46'495.15	0.00	46'495.15	
<b>Total clasa 1</b>		0.00	4'650'284.00	7'387'172.92	13'188'869.10	1'257'206.80	890'971.56	8'644'379.72	14'079'840.66	0.00	5'435'460.94	
<b>Clasa 2</b>												
203	cheltuieli de dezvoltare	88'862.51	0.00	227'362.51	0.00	0.00	0.00	227'362.51	0.00	227'362.51	0.00	
205	concesiuni, brevete, licente, marci comerciale si alfe drepturi si valori similare	10'534.50	0.00	10'534.50	0.00	0.00	0.00	10'534.50	0.00	10'534.50	0.00	
208	alte imobilizari necorporale	24'492.28	0.00	24'492.28	0.00	4'500.00	0.00	28'992.28	0.00	28'992.28	0.00	
212	construcții	27'38'935.91	0.00	2'885'815.91	0.00	0.00	0.00	2'885'815.91	0.00	2'885'815.91	0.00	
213	instalatii tehnice, mij. tranport, animale si plantatii	1'866'490.04	0.00	2'179'301.23	0.00	0.00	0.00	2'179'301.23	0.00	2'179'301.23	0.00	
214	mobilier, aparatura birofica, echipamente de protectie a valorilor umane si materiale si alte active	802'089.71	0.00	802'089.71	0.00	48'662.00	0.00	850'751.71	0.00	850'751.71	0.00	
262	titluri de participare deținute la societati din afara grupului	800.00	0.00	800.00	0.00	0.00	0.00	800.00	0.00	800.00	0.00	
2803	amortizarea cheltuielilor de dezvoltare	0.00	88'862.51	0.00	111'945.83	0.00	5'770.83	0.00	117'716.66	0.00	117'716.66	
2805	amortizare concesiunilor, brevetelor, licentelor si activelor similare	0.00	10'534.50	0.00	10'534.50	0.00	0.00	0.00	10'534.50	0.00	10'534.50	
2808	amortizarea altor imobilizari necorporale	0.00	24'492.28	0.00	24'492.28	0.00	0.00	0.00	24'492.28	0.00	24'492.28	
2812	amortizarea constructiilor	0.00	1'352'824.26	0.00	1'548'524.30	0.00	8'680.29	0.00	1'557'204.59	0.00	1'557'204.59	
2813	amortizarea instalatiilor, mijl de transport, animalelor si plantatiilor	0.00	1'701'619.67	0.00	1'788'459.15	0.00	8'350.85	0.00	1'796'810.00	0.00	1'796'810.00	
2814	amortizarea altor imobilizari corporale	0.00	576'114.34	0.00	615'653.73	0.00	3'594.49	0.00	619'248.22	0.00	619'248.22	
<b>Total clasa 2</b>		5'552'204.95	37'544'47.56	6'130'396.14	40'996'09.79	53'162.00	26'396.46	6'183'558.14	41'26'006.25	6'183'558.14	41'26'006.25	
<b>Clasa 3</b>												
3022	combustibili	1'831.85	0.00	27'608.93	20'588.76	1'036.68	6'000.81	28'645.61	26'589.57	2'056.04	0.00	

Cont	Denumire	Sold 1 Ianuarie Debit	Sold 1 Ianuarie Credit	Total sume precedente debit	Total sume precedente credit	Rulaj curent Debit	Rulaj curent Credit	Total sume cumulate Debit	Total sume cumulate Credit	Sold final Debit	Sold final Credit
3024	piese de schimb	0.00	0.00	14'498.05	11'999.67	0.00	2'498.38	14'498.05	14'498.05	0.00	0.00
3028	alte materiale consumabile	63'903.05	0.00	103'742.08	34'135.27	2'089.61	12'766.30	105'831.69	46'901.57	58'930.12	0.00
303	materiale de natura obiectelor de inventar	0.00	0.00	10'138.66	10'138.66	0.00	0.00	10'138.66	10'138.66	0.00	0.00
<b>Total clasa 3</b>		65'734.90	0.00	155'987.72	76'862.36	3'126.29	21'265.49	159'114.01	98'127.85	60'986.16	0.00
<b>Clasa 4</b>											
401	furnizori	0.00	36'606.97	2'605'964.59	2'650'989.96	210'184.42	197'971.92	2'816'149.01	2'848'961.88	0.00	32'812.87
404	furnizori de imobilizari	0.00	171'398.77	856'477.06	859'446.28	5'355.00	63'262.78	861'832.06	922'709.06	0.00	60'877.00
408	furnizori - facturi nesosite	0.00	48'794.23	1'489'433.05	1'645'848.72	121'443.72	121'807.20	1'610'876.77	1'767'655.92	0.00	156'779.15
4091	furnizori - debitori pentru cumparari de bunuri de natura stocurilor	0.00	0.00	0.00	0.00	0.00	0.00	0.00	0.00	0.00	0.00
4111	clienti	557'514.73	0.00	7'768'640.38	7'267'560.57	470'265.45	527'455.81	8'238'905.83	7'795'016.38	443'889.45	0.00
4118	clienti incerti sau in litigiu	19'139.95	0.00	19'139.95	0.00	44'616.77	11'226.60	63'756.72	11'226.60	52'530.12	0.00
418	clienti - facturi de intocmit	45'144.98	0.00	1'540'445.70	1'434'909.65	103'788.09	105'536.05	1'644'233.79	1'540'445.70	103'788.09	0.00
419	clienti - avansuri	0.00	17'859.77	0.00	18'236.60	0.00	7'033.98	0.00	25'270.58	0.00	25'270.58
421	personal - salarii datorate	0.00	122'995.00	2'695'491.00	2'819'190.00	400'595.00	405'467.00	3'096'086.00	3'224'657.00	0.00	128'571.00
423	personal - ajutoare materiale datorate	0.00	0.00	47'569.00	47'569.00	4'556.00	4'556.00	52'125.00	52'125.00	0.00	0.00
424	prime reprezentand participarea personalului la profit	0.00	0.00	136'842.00	136'842.00	0.00	0.00	136'842.00	136'842.00	0.00	0.00
426	drepturi de personal neridicate	0.00	146.00	146.00	146.00	0.00	0.00	146.00	146.00	0.00	0.00
427	reineri din salarii datorate tertilor	0.00	1'600.00	17'600.00	19'200.00	1'600.00	1'600.00	19'200.00	20'800.00	0.00	1'600.00
4281	alte datorii in legatura cu personalul	0.00	60'440.67	56'150.51	88'165.67	12'627.15	50'384.58	68'777.66	138'550.25	0.00	69'772.59
4315	.contrib. td. sanatale din cas : 7% af. c.boala	0.00	97'263.00	744'349.00	802'536.00	58'413.00	101'373.00	802'762.00	903'909.00	0.00	101'147.00
4316	contributia unitatii pt concedii de boala	0.00	-10'159.00	304'204.00	316'340.00	22'527.00	40'096.00	326'731.00	356'436.00	0.00	29'705.00
436	contributia asiguratorie pentru muncă	0.00	8'228.00	60'093.00	64'860.00	4'767.00	8'627.00	64'860.00	73'487.00	0.00	8'627.00
441	.impozit pe profit	0.00	-60'625.00	177'933.00	208'718.00	0.00	33'608.00	177'933.00	242'326.00	0.00	64'393.00
4423	tva de plata	0.00	0.00	932'581.79	995'574.88	62'993.00	42'347.47	995'574.79	1'037'922.35	0.00	42'347.56
4424	tva de recuperat	158.79	0.00	158.79	158.79	0.00	0.00	158.79	158.79	0.00	0.00
4426	tva deductibila	0.00	0.00	404'606.78	404'606.78	36'449.40	36'449.40	441'056.18	441'056.18	0.00	0.00
4427	tva colectata	0.00	0.00	1'399'265.45	1'399'265.45	80'514.85	80'514.85	1'479'780.30	1'479'780.30	0.00	0.00
4428	tva neexigibila	291.62	0.00	269'688.06	252'206.34	19'576.33	18'954.49	289'264.39	271'160.83	18'103.56	0.00
444	impozitul pe veniturile de natura salariilor	0.00	26'737.00	209'861.00	226'675.00	16'820.00	27'686.00	226'681.00	254'361.00	0.00	27'680.00
446	alte impozite, taxe si varsaminte asimilate	402.45	0.00	178'021.23	177'618.78	0.00	0.00	178'021.23	177'618.78	402.45	0.00
457	dividende de plata	0.00	0.00	709'142.00	709'142.00	0.00	0.00	709'142.00	709'142.00	0.00	0.00
461	debitori diversi	0.00	0.00	900.00	900.00	0.00	0.00	900.00	900.00	0.00	0.00
462	creditori diversi	0.00	342'394.00	37'103.14	385'926.45	8'137.88	9'146.31	45'241.02	395'072.76	0.00	349'831.74
471	cheltuieli înregistrate în avans	4'501.09	0.00	201'423.77	148'412.91	1'518.43	49'716.42	202'942.20	198'129.33	4'812.87	0.00
472	venituri înregistrate în avans	0.00	103'725.81	1'287'614.48	1'411'802.72	124'186.46	137'231.90	1'411'800.94	1'549'034.62	0.00	137'233.68
473	decontari din operatii în curs de clarificare	0.00	0.00	178'260.00	178'260.00	0.00	0.00	178'260.00	178'260.00	0.00	0.00



Cont	Denumire	Sold 1 Ianuarie Debit	1 Ianuarie Credit	Total sume precedente debit	Total sume precedente credit	Rulaj curent Debit	Rulaj curent Credit	Total sume cumulate Debit	Total sume cumulate Credit	Sold final Debit	Sold final Creditor
475	subventii pt.investitii	0.00	676.58	676.58	676.58	0.00	0.00	676.58	676.58	0.00	0.00
491	ajustari pentru deprecierea creantelor - clienti	0.00	19'139.95	0.00	19'139.95	1'226.60	44'616.77	11'226.60	63'756.72	0.00	52'530.12
<b>Total clasa 4</b>		627'153.61	987'221.74	24'329'781.31	24'690'925.07	1'822'161.55	2'126'669.53	26'151'942.86	26'817'594.60	623'526.54	1'289'178.28

### Clasa 5

5121	conturi la banci în lei	3'137'229.03	0.00	26'069'332.72	22'022'547.36	3'626'600.08	3'735'417.22	29'695'932.80	25'757'964.58	3'937'968.22	0.00
5311	casa în lei	9'630.82	0.00	4'341'354.93	4'335'212.15	112'399.74	73'936.10	4'453'754.67	4'409'148.25	44'606.42	0.00
5328	alte valori	0.00	0.00	181'320.00	181'320.00	22'100.00	22'100.00	203'420.00	203'420.00	0.00	0.00
542	avansuri de trezorerie	0.00	0.00	37'499.23	37'499.13	2'412.81	2'412.91	39'912.04	39'912.04	0.00	0.00
581	viramente interne	0.00	0.00	17'873'330.98	17'873'330.98	3'186'089.17	3'186'089.17	21'059'420.15	21'059'420.15	0.00	0.00
<b>Total clasa 5</b>		3'146'859.85	0.00	48'502'837.86	44'449'909.62	6'949'601.80	7'019'955.40	55'452'439.66	51'469'865.02	3'982'574.64	0.00

### Clasa 6

6021	cheltuieli cu materialele consumabile	0.00	0.00	0.00	0.00	18.49	18.49	18.49	18.49	0.00	0.00
6022	cheltuieli privind combustibilul	0.00	0.00	21'458.56	21'458.56	6'075.35	6'075.35	27'533.91	27'533.91	0.00	0.00
6024	cheltuieli privind piesele de schimb	0.00	0.00	11'999.67	11'999.67	2'498.38	2'498.38	14'498.05	14'498.05	0.00	0.00
6028	cheltuieli privind alte materiale consumabile	0.00	0.00	34'135.27	34'135.27	12'766.30	12'766.30	46'901.57	46'901.57	0.00	0.00
603	cheltuieli privind materialele de natura obiectelor de inventar	0.00	0.00	10'138.66	10'138.66	0.00	0.00	10'138.66	10'138.66	0.00	0.00
605	cheltuieli privind energia si apa	0.00	0.00	1'396'057.00	1'396'057.00	115'238.24	115'238.24	1'511'295.24	1'511'295.24	0.00	0.00
611	cheltuieli cu intretinerea si reparatiile	0.00	0.00	32'651.06	32'651.06	4'418.73	4'418.73	37'069.79	37'069.79	0.00	0.00
613	cheltuieli cu primele de asigurare	0.00	0.00	15'200.91	15'200.91	5'309.64	5'309.64	20'510.55	20'510.55	0.00	0.00
623	cheltuieli de protocol, reclama si publicitate	0.00	0.00	1'121.52	1'121.52	5'666.84	5'666.84	6'788.36	6'788.36	0.00	0.00
624	cheltuieli cu transportul de bunuri si personal	0.00	0.00	36'904.00	36'904.00	3'044.00	3'044.00	39'948.00	39'948.00	0.00	0.00
625	cheltuieli cu deplasari, detasari si transferari	0.00	0.00	45'967.74	45'967.74	0.00	0.00	45'967.74	45'967.74	0.00	0.00
626	cheltuieli postale si taxe de telecomunicatii	0.00	0.00	7'785.69	7'785.69	700.26	700.26	8'485.95	8'485.95	0.00	0.00
627	cheltuieli cu serviciile bancare si asimilate	0.00	0.00	3'915.07	3'915.07	330.26	330.26	4'245.33	4'245.33	0.00	0.00
628	alte cheltuieli cu serviciile executate de terti	0.00	0.00	266'940.60	266'940.60	18'382.94	18'382.94	285'323.54	285'323.54	0.00	0.00
635	cheltuieli cu alte impozite, taxe si varsaminte asimilate	0.00	0.00	134'552.19	134'552.19	44'215.78	44'215.78	178'767.97	178'767.97	0.00	0.00
641	cheltuieli cu salariile personalului	0.00	0.00	2'608'249.00	2'608'249.00	389'350.00	389'350.00	2'997'599.00	2'997'599.00	0.00	0.00
642	cheltuieli cu tichete de masa	0.00	0.00	204'645.00	204'645.00	23'000.00	23'000.00	227'645.00	227'645.00	0.00	0.00
644	.cheltuieli cu remunerarea in instrumente de capitaluri proprii	0.00	0.00	136'842.00	136'842.00	0.00	0.00	136'842.00	136'842.00	0.00	0.00
6458	alte cheltuieli privind asigurarile si protectia sociala	0.00	0.00	37'268.00	37'268.00	4'556.00	4'556.00	41'824.00	41'824.00	0.00	0.00

Cont	Denumire	Sold 1 Ianuarie Debit	Sold 1 Ianuarie Credit	Total sume precedente debit	Total sume precedente credit	Rulai curent Debit	Rulai curent Credit	Total sume cumulate Debit	Total sume cumulate Credit	Sold final Debit	Sold final Credit
646	cheltuieli privind contributia asiguratorie pentru munca	0.00	0.00	56'632.00	56'632.00	8'627.00	8'627.00	65'259.00	65'259.00	0.00	0.00
654	pierderi din creante si debitori diversi	0.00	0.00	0.00	0.00	9'434.08	9'434.08	9'434.08	9'434.08	0.00	0.00
6581	despagubiri, amenzi si penalitati	0.00	0.00	2'053.48	2'053.48	0.00	0.00	2'053.48	2'053.48	0.00	0.00
6588	alte cheltuieli de exploatare	0.00	0.00	40.48	40.48	48'035.28	48'035.28	48'075.76	48'075.76	0.00	0.00
665	cheltuieli din diferente de curs valutar	0.00	0.00	117.45	117.45	0.00	0.00	117.45	117.45	0.00	0.00
6811	cheltuieli de expl. privind amortizarea imobilizariilor	0.00	0.00	345'162.23	345'162.23	26'396.46	26'396.46	371'558.69	371'558.69	0.00	0.00
6812	cheltuieli de expl. provizioane pt. riscuri si cheltuieli	0.00	0.00	0.00	0.00	450'918.00	450'918.00	450'918.00	450'918.00	0.00	0.00
6814	cheltuieli de expl. provizioane pt. deprecierea activelor circulante	0.00	0.00	0.00	0.00	44'616.77	44'616.77	44'616.77	44'616.77	0.00	0.00
691	cheltuieli cu impozitul pe profit	0.00	0.00	269'343.00	269'343.00	33'608.00	33'608.00	302'951.00	302'951.00	0.00	0.00
<b>Total clasa 6</b>		0.00	0.00	5'679'180.58	5'679'180.58	1'257'206.80	1'257'206.80	6'936'387.38	6'936'387.38	0.00	0.00
<b>Clasa 7</b>											
701	venituri din vânzarea produselor finite	0.00	0.00	1'444.54	1'444.54	0.00	0.00	1'444.54	1'444.54	0.00	0.00
706	venituri din redevente, locatii de gestiune si chiri	0.00	0.00	5'750'954.33	5'750'954.33	295'416.61	295'416.61	6'046'370.94	6'046'370.94	0.00	0.00
708	venituri din activitati diverse	0.00	0.00	199'073.53	199'073.53	2'689.04	2'689.04	201'762.57	201'762.57	0.00	0.00
7581	venituri din despagubiri, amenzi si penalitati	0.00	0.00	8'898.45	8'898.45	0.00	0.00	8'898.45	8'898.45	0.00	0.00
7584	venituri din subventii pentru investitii	0.00	0.00	676.58	676.58	0.00	0.00	676.58	676.58	0.00	0.00
7588	.alte venituri din exploatare	0.00	0.00	1'472'941.07	1'472'941.07	104'355.74	104'355.74	1'577'296.81	1'577'296.81	0.00	0.00
766	venituri din dobânzi	0.00	0.00	79'087.26	79'087.26	26'365.57	26'365.57	105'452.83	105'452.83	0.00	0.00
7812	venituri din provizioane pt. riscuri si cheltuieli	0.00	0.00	328'339.00	328'339.00	0.00	0.00	328'339.00	328'339.00	0.00	0.00
7814	venituri din provizioane pt. deprec. activelor circulante	0.00	0.00	0.00	0.00	11'226.60	11'226.60	11'226.60	11'226.60	0.00	0.00
<b>Total clasa 7</b>		0.00	0.00	7'841'414.76	7'841'414.76	440'053.56	440'053.56	8'281'468.32	8'281'468.32	0.00	0.00
<b>TOTAL GENERAL</b>		9'391'953.30	9'391'953.30	100'026'771.28	100'026'771.28	11'782'518.80	11'782'518.80	111'809'290.08	111'809'290.08	10'850'645.47	10'850'645.47

DIRECTOR GENERAL,  
SABO MARIUS CALIN

SEF SERU ECONOMIC,  
TUDOR ALEXI OANA

# BALANTA ANALITICA

CENTRU: %  
CONTURI: %

De la data: 01/12/2023

La data: 31/12/2023

Operator: OANA

CENTRUL AGRO TRANSILVANIA  
CLUJ S.A.  
DEZMIR COM  
APAHIDA  
RO16369218  
balantaanalitica.agro

Cont	Denumire	Sold 1 Ianuarie Debit	Sold 1 Ianuarie Credit	Total sume precedente debit	Total sume precedente credit	Rulaj curent Debit	Rulaj curent Credit	Total sume cumulate Debit	Total sume cumulate Credit	Sold final Debitor	Sold final Creditor
<b>Clasa 1</b>											
1012	capital subscris varsat	0.00	101'850.00	0.00	101'850.00	0.00	0.00	0.00	101'850.00	0.00	101'850.00
1061	rezerve legale	0.00	20'370.00	0.00	20'370.00	0.00	0.00	0.00	20'370.00	0.00	20'370.00
1068.01	alte rezerve an 2009	0.00	29'129.00	0.00	29'129.00	0.00	0.00	0.00	29'129.00	0.00	29'129.00
1068.02	alte rezerve an 2010	0.00	45'457.38	0.00	45'457.38	0.00	0.00	0.00	45'457.38	0.00	45'457.38
1068.03	alte rezerve an 2011	0.00	221'175.78	0.00	221'175.78	0.00	0.00	0.00	221'175.78	0.00	221'175.78
1068.04	alte rezerve an 2012	0.00	52'785.03	0.00	52'785.03	0.00	0.00	0.00	52'785.03	0.00	52'785.03
1068.05	alte rezerve an 2013	0.00	136'756.55	0.00	136'756.55	0.00	0.00	0.00	136'756.55	0.00	136'756.55
1068.06	alte rezerve an 2014	0.00	97'328.42	0.00	97'328.42	0.00	0.00	0.00	97'328.42	0.00	97'328.42
1068.07	alte rezerve an 2015	0.00	161'143.26	0.00	161'143.26	0.00	0.00	0.00	161'143.26	0.00	161'143.26
1068.08	alte rezerve an 2016	0.00	195'350.02	0.00	195'350.02	0.00	0.00	0.00	195'350.02	0.00	195'350.02
1068.09	alte rezerve an 2017	0.00	304'797.79	0.00	304'797.79	0.00	0.00	0.00	304'797.79	0.00	304'797.79
1068.10	alte rezerve an 2018	0.00	167'175.00	0.00	167'175.00	0.00	0.00	0.00	167'175.00	0.00	167'175.00
1068.11	alte rezerve an 2019	0.00	373'569.00	0.00	373'569.00	0.00	0.00	0.00	373'569.00	0.00	373'569.00
1068.12	alte rezerve an 2020	0.00	493'167.36	0.00	493'167.36	0.00	0.00	0.00	493'167.36	0.00	493'167.36
1068.13	alte rezerve an 2021	0.00	503'085.92	0.00	503'085.92	0.00	0.00	0.00	503'085.92	0.00	503'085.92
1068.14	alte rezerve an 2022	0.00	0.00	0.00	689'826.34	0.00	0.00	0.00	689'826.34	0.00	689'826.34
1171	rezultatul reportat reprezentând profitul nerepartizat, respectiv pierderea nerecuperata	0.00	0.00	1'379'653.34	1'379'653.34	0.00	0.00	1'379'653.34	1'379'653.34	0.00	0.00
121	profit si pierdere	0.00	1'379'653.34	5'679'180.58	7'841'414.76	1'257'206.80	440'053.56	6'936'387.38	8'281'468.32	0.00	1'345'080.94
1518	alte provizioane pentru riscuri si cheltuieli	0.00	328'339.00	328'339.00	328'339.00	0.00	450'918.00	328'339.00	779'257.00	0.00	450'918.00
167.calera white srl	garantie	0.00	17'878.50	0.00	17'878.50	0.00	0.00	0.00	17'878.50	0.00	17'878.50
167.e con works srl	garantie	0.00	2'090.38	0.00	2'090.38	0.00	0.00	0.00	2'090.38	0.00	2'090.38
167.macro invest group srl	macro invest group srl	0.00	0.00	0.00	7'344.00	0.00	0.00	0.00	7'344.00	0.00	7'344.00
167.mafion grup	garantie	0.00	350.39	0.00	350.39	0.00	0.00	0.00	350.39	0.00	350.39
167.next parihard srl	next parihard srl	0.00	4'368.90	0.00	4'368.90	0.00	0.00	0.00	4'368.90	0.00	4'368.90
167.sfera advertising	garantie	0.00	2'570.60	0.00	2'570.60	0.00	0.00	0.00	2'570.60	0.00	2'570.60
167.tehcon concrete structures srl	tehcon concrete structures srl structures srl	0.00	9'212.23	0.00	9'212.23	0.00	0.00	0.00	9'212.23	0.00	9'212.23
167.walhalia invest prod	garantie	0.00	2'680.15	0.00	2'680.15	0.00	0.00	0.00	2'680.15	0.00	2'680.15



Cont	Denumire	Sold 1 Ianuarie Debit	Sold 1 Ianuarie Credit	Total sume precedente debit	Total sume precedente credit	Rulaj curent Debit	Rulaj curent Credit	Total sume cumulate Debit	Total sume cumulate Credit	Sold final Debit	Sold final Creditor
<b>Total clasa 1</b>		0.00	4'650'284.00	7'387'172.92	13'188'869.10	1'257'206.80	890'971.56	8'644'379.72	14'079'840.66	0.00	5'435'460.94
<b>Clasa 2</b>											
203	cheltuieli de dezvoltare	88'862.51	0.00	227'362.51	0.00	0.00	0.00	227'362.51	0.00	227'362.51	0.00
205	concesiuni, brevete si alte drepturi si valori	10'534.50	0.00	10'534.50	0.00	0.00	0.00	10'534.50	0.00	10'534.50	0.00
208	alte imobilizari necorporale	24'492.28	0.00	24'492.28	0.00	4'500.00	0.00	28'992.28	0.00	28'992.28	0.00
212	constructii	2'738'935.91	0.00	2'885'815.91	0.00	0.00	0.00	2'885'815.91	0.00	2'885'815.91	0.00
2131	echipamente tehnologice (masini, utilaje si instalatii de lucru)	1'244'014.16	0.00	1'389'280.81	0.00	0.00	0.00	1'389'280.81	0.00	1'389'280.81	0.00
2132	aparate si instalatii de masurare, control si reglare	138'179.08	0.00	138'179.08	0.00	0.00	0.00	138'179.08	0.00	138'179.08	0.00
2133	mijloace de transport	504'296.80	0.00	651'841.34	0.00	0.00	0.00	651'841.34	0.00	651'841.34	0.00
214	mobilier, aparatura birou, echip. protectie si alte active corporale	802'089.71	0.00	802'089.71	0.00	48'662.00	0.00	850'751.71	0.00	850'751.71	0.00
262	titluri de participare detinute la societati din afara grupului	800.00	0.00	800.00	0.00	0.00	0.00	800.00	0.00	800.00	0.00
2803	amortizarea cheltuielilor de dezvoltare	0.00	88'862.51	0.00	111'945.83	0.00	5'770.83	0.00	117'716.66	0.00	117'716.66
2805	amortiz. concesiuni, brevete, licente, marci si altele similare	0.00	10'534.50	0.00	10'534.50	0.00	0.00	0.00	10'534.50	0.00	10'534.50
2808	amortizarea altor imobilizari necorporale	0.00	24'492.28	0.00	24'492.28	0.00	0.00	0.00	24'492.28	0.00	24'492.28
2812	amortizarea constructiilor	0.00	1'352'824.26	0.00	1'548'524.30	0.00	8'680.29	0.00	1'557'204.59	0.00	1'557'204.59
2813	amortizarea instalatiilor, mijloacelor de transport, animalelor si plantatiilor	0.00	1'701'619.67	0.00	1'788'459.15	0.00	8'350.85	0.00	1'796'810.00	0.00	1'796'810.00
2814	amortizarea altor imobilizari corporale	0.00	576'114.34	0.00	615'653.73	0.00	3'594.49	0.00	619'248.22	0.00	619'248.22
<b>Total clasa 2</b>		5'552'204.95	3'754'447.56	6'130'396.14	4'099'609.79	53'162.00	26'396.46	6'183'558.14	4'126'006.25	6'183'558.14	4'126'006.25
<b>Clasa 3</b>											
3022.combustibil cjo6pgc	3022.combustibil cjo6pgc	0.02	0.00	0.02	0.00	0.00	0.00	0.02	0.00	0.02	0.00
3022.combustibil cj20agt	3022.combustibil cj20agt	0.03	0.00	0.03	0.00	0.00	0.00	0.03	0.00	0.03	0.00
3022.combustibil cj41agt	3022.combustibil cj41agt	0.01	0.00	0.01	0.00	0.00	0.00	0.01	0.00	0.01	0.00
3022.combustibil cositoare	3022.combustibil cositoare	147.98	0.00	526.03	526.02	0.00	0.00	526.03	526.02	0.01	0.00
3022.combustibil fordfranzit	3022.combustibil fordfranzit	0.01	0.00	9'594.81	7'522.26	784.65	2'656.69	10'379.46	10'178.95	200.51	0.00
3022.combustibil hyundai	3022.combustibil hyundai	118.70	0.00	3'025.72	2'393.82	252.03	595.02	3'277.75	2'988.84	288.91	0.00
3022.combustibil motopompa	3022.combustibil motopompa	0.00	0.00	342.02	342.02	0.00	0.00	342.02	342.02	0.00	0.00

27

Cont	Denumire	Sold 1 Ianuarie Debit	S <sup>n-1</sup> 1 Ianuarie Credit	Total sume precedente debit	Total sume precedente credit	Rulei curent Debit	Rulei curent Credit	Total sume cumulate Debit	Total sume cumulate Credit	Sold final Debit	Sold final Creditor
3022.combustibil stivuitor	3022.combustibil stivuitor	1'565.10	0.00	1'565.10	1'565.08	0.00	0.00	1'565.10	1'565.08	0.02	0.00
3022.combustibili	3022.combustibili	0.00	0.00	12'555.19	8'239.56	0.00	2'749.10	12'555.19	10'988.66	1'566.53	0.00
3024.piese bazin ape uzate	3024.piese bazin ape uzate	0.00	0.00	10'456.69	10'456.69	0.00	0.00	10'456.69	10'456.69	0.00	0.00
3024.piese it	piese de schim it	0.00	0.00	1'385.00	1'385.00	0.00	0.00	1'385.00	1'385.00	0.00	0.00
3024.piese masina spalat	3024.piese masina spalat	0.00	0.00	157.98	157.98	0.00	0.00	157.98	157.98	0.00	0.00
3024.piese maturatoare	3024.piese maturatoare	0.00	0.00	2'498.38	0.00	0.00	2'498.38	2'498.38	2'498.38	0.00	0.00
3028.altele	3028.altele	63'853.47	0.00	101'381.16	32'196.20	1'544.65	11'799.49	102'925.81	43'995.69	58'930.12	0.00
3028.consumabile cladiri	3028.consumabile cladiri	0.00	0.00	1'178.52	1'178.52	0.00	0.00	1'178.52	1'178.52	0.00	0.00
3028.consumabile cositoare	3028.consumabile cositoare	49.58	0.00	49.58	49.58	0.00	0.00	49.58	49.58	0.00	0.00
3028.consumabile fordtranzit	3028.consumabile fordtranzit	0.00	0.00	450.52	450.52	544.96	544.96	995.48	995.48	0.00	0.00
3028.consumabile hyundai	3028.consumabile hyundai	0.00	0.00	260.45	260.45	0.00	0.00	260.45	260.45	0.00	0.00
3028.consumabile tractor	3028.consumabile tractor	0.00	0.00	421.85	0.00	0.00	421.85	421.85	421.85	0.00	0.00
303.obinv phare	303.obinv phare	0.00	0.00	10'138.66	10'138.66	0.00	0.00	10'138.66	10'138.66	0.00	0.00
<b>Total clasa 3</b>		66'734.90	0.00	155'987.72	76'862.36	3'126.29	21'265.49	159'114.01	98'127.85	60'986.16	0.00

#### Clasa 4

401.a.p.i.e.m.srl	a.p.i.e.m.srl	0.00	0.00	750.00	750.00	0.00	0.00	750.00	750.00	0.00	0.00
401.abony serv	abony serv	0.00	0.00	0.00	0.00	1'190.00	1'190.00	1'190.00	1'190.00	0.00	0.00
401.ace distributie srl	ace distributie srl	0.00	0.00	8'903.28	8'903.26	1'570.29	1'570.31	10'473.57	10'473.57	0.00	0.00
401.aci cluj sa	aci cluj sa	0.00	0.00	2'046.80	2'046.80	0.00	0.00	2'046.80	2'046.80	0.00	0.00
401.adam dragos si oszczki andras	adam dragos si oszczki andras	0.00	0.00	50.00	50.00	0.00	0.00	50.00	50.00	0.00	0.00
401.adix tehnik srl	adix tehnik srl	0.00	0.00	248.00	248.01	0.01	0.00	248.01	248.01	0.00	0.00
401.administratia bazina de apa somes - tisa	administratia bazina de apa somes - tisa	0.00	0.00	9'327.23	9'327.23	194.46	388.92	9'521.69	9'716.15	0.00	194.46
401.agroliv srl	agroliv srl	0.00	0.00	502.00	502.00	0.00	0.00	502.00	502.00	0.00	0.00
401.altex romanian srl	altex romanian srl	0.00	0.00	2'199.90	2'199.90	0.00	0.00	2'199.90	2'199.90	0.00	0.00
401.amecs srl	amecs srl	0.00	0.00	1'785.00	1'785.00	0.00	0.00	1'785.00	1'785.00	0.00	0.00
401.apahida	apahida	0.00	382.45	0.00	382.45	0.00	0.00	0.00	382.45	0.00	382.45
401.arbos eastern europe srl	arbos eastern europe srl	0.00	0.00	1'514.04	1'514.04	0.00	0.00	1'514.04	1'514.04	0.00	0.00

Cont	Denumire	Sold 1 Ianuarie Debit	Sold 1 Ianuarie Credit	Total sume precedente debit	Total sume precedente credit	Rulaj curent Debit	Rulaj curent Credit	Total sume cumulate Debit	Total sume cumulate Credit	Sold final Debit	Sold final Creditor
401.arobs transilvania software s.a.	arobs transilvania software s.a.	0.00	0.00	812.90	812.90	0.00	0.00	812.90	812.90	0.00	0.00
401.asociatia administratorilor de piete din romania	asociatia administratorilor de piete din romania	0.00	0.00	6'500.00	6'500.00	0.00	0.00	6'500.00	6'500.00	0.00	0.00
401.asociatia clusterul agro food ind napoca	asociatia clusterul agro food ind napoca	0.00	-1'755.17	0.00	1'244.83	0.00	0.00	0.00	1'244.83	0.00	1'244.83
401.asociatia produs de cluj	asociatia produs de cluj	0.00	0.00	75'000.00	100'000.00	25'000.00	0.00	100'000.00	100'000.00	0.00	0.00
401.auto transilvania shop s.r.l.	auto transilvania shop s.r.l.	0.00	0.00	0.00	0.00	495.00	495.00	495.00	495.00	0.00	0.00
401.bir.exec.judecat oresc andreica flavius inocentiu	bir.exec.judecatresc andreica flavius inocentiu	0.00	0.00	0.00	200.00	200.00	0.00	200.00	200.00	0.00	0.00
401.birou not public lupea si asociatii	birou not public lupea si asociatii	0.00	0.00	0.00	0.00	0.00	0.00	0.00	0.00	0.00	0.00
401.carpatlift srl	carpatlift srl	0.00	10'591.67	10'851.39	10'851.39	0.00	0.00	10'851.39	10'851.39	0.00	0.00
401.centru teritorial de calcul elec	centru teritorial de calcul elec	0.00	0.00	1'765.65	1'765.65	147.94	147.94	1'913.59	1'913.59	0.00	0.00
401.chimgrup srl	chimgrup srl	0.00	0.00	435.01	435.01	0.01	0.00	435.01	435.01	0.00	0.00
401.ckclaimassist srl	ckclaimassist srl	0.00	0.00	300.00	300.00	0.00	0.00	300.00	300.00	0.00	0.00
401.clasic voyages srl	clasic voyages srl	0.00	0.00	32'010.00	32'010.00	0.00	0.00	32'010.00	32'010.00	0.00	0.00
401.compania de apa some sa	compania de apa some sa	0.00	1'999.67	25'955.90	29'315.54	3'359.64	2'946.66	29'315.54	32'262.20	0.00	2'946.66
401.compania nationala ptr cont cazanelor	compania nationala ptr cont cazanelor	0.00	0.00	8'908.34	8'908.34	0.00	0.00	8'908.34	8'908.34	0.00	0.00
401.copyland trading srl	copyland trading copyland trading srl	0.00	0.00	2'589.30	3'118.14	765.46	236.62	3'354.76	3'354.76	0.00	0.00
401.coramet import export srl	coramet import export srl	0.00	0.00	1'534.12	1'534.12	0.00	0.00	1'534.12	1'534.12	0.00	0.00
401.cretu t. elena expert contabil auditor financiar	cretu t. elena expert contabil auditor financiar	0.00	0.00	9'000.00	9'000.00	0.00	0.00	9'000.00	9'000.00	0.00	0.00
401.dante international sa	dante international sa	0.00	0.00	538.98	538.97	0.00	0.01	538.98	538.98	0.00	0.00
401.darling impex srl	darling impex srl	0.00	0.00	170.00	170.00	0.00	0.00	170.00	170.00	0.00	0.00
401.dedeman srl	dedeman srl	0.00	0.00	111.55	111.55	0.00	0.00	111.55	111.55	0.00	0.00
401.detect serv s.r.l.	detect serv s.r.l.	0.00	0.00	785.40	785.40	0.00	0.00	785.40	785.40	0.00	0.00
401.diodor import export srl	diodor import export srl	0.00	0.00	5'535.69	5'535.73	0.04	0.00	5'535.73	5'535.73	0.00	0.00

Cont	Denumire	Sold 1 Ianuarie Debit	Sold 1 Ianuarie Credit	Total sume precedente debit	Total sume precedente credit	Rulaj curent Debit	Rulaj curent Credit	Total sume cumulate Debit	Total sume cumulate Credit	Sold final Debit	Sold final Creditor
401.dlg intermarketing srl	dlg intermarketing srl	0.00	0.00	0.00	0.00	0.00	0.00	0.00	0.00	0.00	0.00
401.e-service&comp onents srl	e-service&components srl	0.00	0.00	3644.38	3644.38	0.00	0.00	3644.38	3644.38	0.00	0.00
401.edenred romania srl	edenred romania srl	0.00	0.00	181'359.27	181'359.27	22'101.19	22'101.19	203'460.46	203'460.46	0.00	0.00
401.electrica furnizare sa	electrica furnizare sa	0.00	0.00	1'051'043.61	1'051'048.89	0.00	1810.44	1'051'043.61	1'052'859.33	0.00	1'815.72
401.engie romania s.a.	engie romania s.a.	0.00	23'547.11	97'399.15	111'240.66	13'841.51	18'722.78	111'240.66	129'963.44	0.00	18'722.78
401.expert software pro srl	expert software pro srl	0.00	0.00	4'236.87	4'236.87	358.43	358.43	4'595.30	4'595.30	0.00	0.00
401.filder dhr srl	filer dhr srl	0.00	0.00	1'776.33	1'776.33	0.00	0.00	1'776.33	1'776.33	0.00	0.00
401.fire & rescue services srl	fire & rescue services srl	0.00	0.00	14'973.77	14'973.77	0.00	0.00	14'973.77	14'973.77	0.00	0.00
401.frigoexpres impex srl	frigoexpres impex srl	0.00	0.00	7'318.50	7'318.50	0.00	0.00	7'318.50	7'318.50	0.00	0.00
401.general prest s.r.l.	general prest s.r.l.	0.00	0.00	0.00	0.00	4'368.17	4'368.17	4'368.17	4'368.17	0.00	0.00
401.gliissando srl	gliissando srl	0.00	0.00	174.00	174.00	0.00	0.00	174.00	174.00	0.00	0.00
401.grenerg srl	grenerg srl	0.00	0.00	756'505.92	756'505.92	109'488.59	109'488.59	865'994.51	865'994.51	0.00	0.00
401.hille transilvania import export srl	hille transilvania import export srl	0.00	0.00	2'973.07	2'973.07	0.00	0.00	2'973.07	2'973.07	0.00	0.00
401.hor auto mobil	hor auto mobil	0.00	0.00	350.00	350.00	0.00	0.00	350.00	350.00	0.00	0.00
401.hornbach centrala srl	hornbach centrala srl	0.00	0.00	89.32	89.32	91.25	91.25	180.57	180.57	0.00	0.00
401.infosec suport srl	infosec suport srl	0.00	0.00	5'000.00	5'000.00	0.00	0.00	5'000.00	5'000.00	0.00	0.00
401.inter broker de asig.	inter broker de asig.	0.00	0.00	2'446.15	2'446.15	1'518.43	1'518.43	3'964.58	3'964.58	0.00	0.00
401.itmes hungary	itmes hungary	0.00	0.00	6'482.11	6'482.11	0.00	0.00	6'482.11	6'482.11	0.00	0.00
401.k m p vest srl	k m p vest srl	0.00	0.00	5'023.85	5'023.85	0.00	0.00	5'023.85	5'023.85	0.00	0.00
401.la fantana srl	la fantana srl	0.00	0.00	3'237.72	3'237.72	329.05	329.05	3'566.77	3'566.77	0.00	0.00
401.leroy merlin romania srl	leroy merlin romania srl	0.00	0.00	2'180.25	2'180.27	0.02	0.00	2'180.27	2'180.27	0.00	0.00
401.lukoil romania	lukoil romania	0.00	0.00	458.95	458.95	0.00	0.00	458.95	458.95	0.00	0.00
401.m&c business srl	m&c business srl	0.00	0.00	40.00	40.00	22.00	22.00	62.00	62.00	0.00	0.00
401.mafcom srl	mafcom srl	0.00	0.00	997.93	997.93	0.00	0.00	997.93	997.93	0.00	0.00
401.marion grup srl	marion grup srl	0.00	1'570.80	20'577.48	20'577.48	1727.88	1727.88	22'305.36	22'305.36	0.00	0.00
401.minesa inst de cerc si proiect minier	minesa inst de cerc si proiect minier	0.00	0.00	1'386.35	1'386.20	440.15	440.30	1'826.50	1'826.50	0.00	0.00
401.moto mus design s.r.l.	moto mus design s.r.l.	0.00	0.00	380.00	380.00	0.00	0.00	380.00	380.00	0.00	0.00



Cont	Denumire	Sold 1 Ianuarie Debit	Sold 1 Ianuarie Credit	Total sume precedente debit	Total sume precedente credit	Rulej curent Debit	Rulej curent Credit	Total sume cumulate Debit	Total sume cumulate Credit	Sold final Debit	Sold final Creditor
401.neon lighting srl	neon lighting srl	0.00	0.00	27.37	27.37	0.00	0.00	27.37	27.37	0.00	0.00
401.nova power & gas srl	nova power & gas srl	0.00	-191.32	-778.34	-778.34	0.00	0.00	-778.34	-778.34	0.00	0.00
401.octano downstream srl	octano downstream srl	0.00	0.02	492.28	955.28	463.00	0.00	955.28	955.28	0.00	0.00
401.oficiul national al registrului comertului	oficiul national al registrului comertului	0.00	0.00	1'039.95	1'039.95	0.00	0.00	1'039.95	1'039.95	0.00	0.00
401.oficiul national al registrului comertului..	oficiul national al registrului comertului..	0.00	0.00	576.00	576.00	384.00	384.00	960.00	960.00	0.00	0.00
401.omv petrom	omv petrom	0.00	0.00	16'846.73	16'846.72	0.00	0.01	16'846.73	16'846.73	0.00	0.00
401.pop & solea import export srl	pop & solea import export srl	0.00	0.00	5'212.73	5'212.73	0.00	0.00	5'212.73	5'212.73	0.00	0.00
401.posta romana sa	posta romana sa	0.00	0.00	1'070.10	1'070.10	92.00	92.00	1'162.10	1'162.10	0.00	0.00
401.pp protect security srl	pp protect security srl	0.00	0.00	10'210.20	10'210.20	1'570.80	1'570.80	11'781.00	11'781.00	0.00	0.00
401.properfacility srl	properfacility srl	0.00	0.00	1'428.00	1'428.00	0.00	0.00	1'428.00	1'428.00	0.00	0.00
401.rds & rcs srl	rds & rcs srl	0.00	0.00	8'194.81	8'194.79	741.30	741.32	8'936.11	8'936.11	0.00	0.00
401.rentrop & straton	rentrop & straton	0.00	0.00	224.91	224.91	0.00	0.00	224.91	224.91	0.00	0.00
401.rmb inter auto srl	rmb inter auto srl	0.00	0.00	581.29	581.29	2'735.18	2'735.18	3'316.47	3'316.47	0.00	0.00
401.ro construct srl	ro construct srl	0.00	0.00	0.00	0.00	461.72	461.72	461.72	461.72	0.00	0.00
401.rompetrol	rompetrol	0.00	461.73	12'082.57	12'082.58	754.26	1'233.64	12'836.83	13'316.22	0.00	479.39
401.safety broker de asigurare	safety broker de asigurare	0.00	0.00	16'857.93	16'857.75	0.00	0.18	16'857.93	16'857.93	0.00	0.00
401.salvo-san ciobanca srl	salvo-san ciobanca srl	0.00	0.00	2'480.00	2'480.00	0.00	0.00	2'480.00	2'480.00	0.00	0.00
401.schiessl frigotehnic romania srl	schiessl frigotehnic romania srl	0.00	0.00	33.09	33.19	0.10	0.00	33.19	33.19	0.00	0.00
401.selgros srl	selgros srl	0.00	0.00	1'592.24	1'592.25	797.42	797.41	2'389.66	2'389.66	0.00	0.00
401.sim co art srl	sim co art srl	0.00	0.00	1'000.00	1'000.00	0.00	0.00	1'000.00	1'000.00	0.00	0.00
401.smc automobile srl	smc automobile srl	0.00	0.00	0.00	0.00	595.00	595.00	595.00	595.00	0.00	0.00
401.strict prest srl	strict prest srl	0.00	0.00	29'898.51	29'898.51	0.00	0.00	29'898.51	29'898.51	0.00	0.00
401.supercom sa	supercom sa	0.00	0.00	90'832.76	90'832.76	14'226.60	14'226.60	105'059.36	105'059.36	0.00	0.00
401.team view er	team view er	0.00	0.00	1'971.63	1'971.63	0.00	0.00	1'971.63	1'971.63	0.00	0.00
401.tenrom cleaning solutions srl	tenrom cleaning solutions srl	0.00	0.00	1'345.96	1'345.96	0.00	0.00	1'345.96	1'345.96	0.00	0.00
401.trans sped srl	trans sped srl	0.00	0.00	320.46	320.46	0.00	0.00	320.46	320.46	0.00	0.00
401.trodar srl	trodar srl	0.00	0.00	118.00	118.00	0.00	0.00	118.00	118.00	0.00	0.00
401.unix auto srl	unix auto srl	0.00	0.00	0.00	0.00	153.52	153.52	153.52	153.52	0.00	0.00
401.vsf global cons srl	vsf global cons srl	0.00	0.00	0.00	0.00	0.00	5'600.00	0.00	5'600.00	0.00	5'600.00

Cont	Denumire	Sold 1 Ianuarie Debit	Sold 1 Ianuarie Credit	Total sume precedente debit	Total sume precedente credit	Rulej curent Debit	Rulej curent Credit	Total sume cumulate Debit	Total sume cumulate Credit	Sold final Debitor	Sold final Creditor
401.willo trans	willo trans	0.00	0.00	12'443.46	12'443.46	0.00	0.00	12'443.46	12'443.46	0.00	0.00
401.wine hunter srl	wine hunter srl	0.00	0.00	0.00	0.00	0.00	1'426.57	0.00	1'426.57	0.00	1'426.57
401.wuwm	wuwm	0.00	0.00	9'676.50	9'676.50	0.00	0.00	9'676.50	9'676.50	0.00	0.00
404.calera white srl	calera white srl	0.00	168'429.55	168'429.55	168'429.55	0.00	0.00	168'429.55	168'429.55	0.00	0.00
404.e con works srl	e con works	0.00	0.01	0.00	0.01	0.00	0.00	0.00	0.01	0.00	0.01
404.eds energy efficiency srl	eds energy efficiency	0.00	0.00	164'815.00	164'815.00	0.00	0.00	164'815.00	164'815.00	0.00	0.00
404.expert software pro srl	404.expert software pro srl	0.00	0.00	0.00	0.00	5'355.00	5'355.00	5'355.00	5'355.00	0.00	0.00
404.frigoexpres impex srl	404.frigoexpres impex srl	0.00	0.00	42'621.31	42'621.31	0.00	0.00	42'621.31	42'621.31	0.00	0.00
404.hille transilvania	404.hille transilvania imp-exp	0.00	0.00	305'824.00	305'824.00	0.00	0.00	305'824.00	305'824.00	0.00	0.00
404.macro investment group srl	macro invest group srl	0.00	0.00	174'787.20	174'787.20	0.00	0.00	174'787.20	174'787.20	0.00	0.00
404.montegra solutions srl	404.montegra solutions srl	0.00	0.00	0.00	0.00	0.00	57'907.78	0.00	57'907.78	0.00	57'907.78
404.next parihard srl	next parihard	0.00	2'219.00	0.00	2'219.00	0.00	0.00	0.00	2'219.00	0.00	2'219.00
404.rmb inter auto srl	rmb inter auto	0.00	0.02	0.00	0.02	0.00	0.00	0.00	0.02	0.00	0.02
404.sfera advertising srl	sfera advertising srl	0.00	750.18	0.00	750.18	0.00	0.00	0.00	750.18	0.00	750.18
404.tehcon concrete structures srl	tehcon	0.00	0.01	0.00	0.01	0.00	0.00	0.00	0.01	0.00	0.01
408.e.on energie romania sa	e.on energie romania sa	0.00	13.99	0.00	13.99	0.00	0.00	0.00	13.99	0.00	13.99
408.electrica furnizare sa	electrica furnizare sa	0.00	34'838.16	631'387.02	666'225.18	0.00	0.00	631'387.02	666'225.18	0.00	34'838.16
408.grenerg srl	grenerg srl	0.00	0.00	756'505.92	865'994.51	109'488.59	113'383.29	865'994.51	979'377.80	0.00	113'383.29
408.strict prest srl	strict prest srl	0.00	13'942.08	25'124.79	25'124.79	0.00	0.00	25'124.79	25'124.79	0.00	0.00
408.supercom sa	supercom sa	0.00	0.00	76'415.32	88'490.25	11'955.13	8'423.91	88'370.45	96'914.16	0.00	8'543.71
4091.lindab srl	lindab srl	0.00	0.00	0.00	0.00	0.00	0.00	0.00	0.00	0.00	0.00
4111.abby fruct srl	abby fruct srl	49'562.91	0.00	76'345.64	38'542.71	0.00	37'802.93	76'345.64	76'345.64	0.00	0.00
4111.ad fruit srl	ad fruit srl	0.00	0.00	4'000.00	4'000.00	0.00	0.00	4'000.00	4'000.00	0.00	0.00
4111.add cargo solutions srl	add cargo solutions srl	546.24	0.00	7'746.24	7'081.00	733.09	665.51	8'479.33	7'746.51	732.82	0.00
4111.adi & co srl	adi & co srl	2'540.10	0.00	80'299.57	79'382.73	3'203.10	3'553.66	83'502.67	82'936.39	566.28	0.00
4111.afinos distributions srl	afinos distributions srl	0.00	0.00	4'800.00	4'800.00	0.00	0.00	4'800.00	4'800.00	0.00	0.00
4111.agb agro market srl	agb agro market srl	0.00	0.00	23'288.09	19'842.92	4'195.43	3'380.43	27'483.52	23'223.35	4'260.17	0.00
4111.agricola international sa bacau	agricola international sa bacau	167'31.07	0.00	156'036.18	140'667.28	12'891.65	12'447.56	168'927.83	153'114.84	15'812.99	0.00

Cont	Denumire	Sold 1 Ianuarie Debit	Σ...1 Ianuarie Credit	Total sume precedente debit	Total sume precedente credit	Rulaj curent Debit	Rulaj curent Credit	Total sume cumulate Debit	Total sume cumulate Credit	Sold final Debit	Sold final Creditor
4111.albert levente	albert levente	0.00	0.00	8'867.61	8'867.61	0.00	0.00	8'867.61	8'867.61	0.00	0.00
4111.albert levente	albert levente prod.	0.00	0.00	1'442.02	1'442.02	0.00	0.00	1'442.02	1'442.02	0.00	0.00
4111.alberto	alberto transportion srl	0.00	0.00	600.00	600.00	0.00	0.00	600.00	600.00	0.00	0.00
4111.alesia & seven	alesia & seven srl	2'511.75	0.00	98'721.52	98'721.51	6'665.70	6'665.71	105'387.22	105'387.22	0.00	0.00
4111.aliadi agrocom	aliadi agrocom srl	0.00	0.00	3'400.00	3'400.00	400.00	400.00	3'800.00	3'800.00	0.00	0.00
4111.almajanu	almajanu sandel	0.00	0.00	300.00	300.00	0.00	0.00	300.00	300.00	0.00	0.00
4111.alpin 57 lux s.a	alpin 57 lux s.a	70'074.80	0.00	420'760.10	387'861.36	25'461.55	33'452.01	446'221.65	421'313.37	24'908.28	0.00
4111.ama gradina	ama gradina bunicii srl	0.00	0.00	4'800.00	4'800.00	0.00	0.00	4'800.00	4'800.00	0.00	0.00
4111.anamir	anamir biomarket srl	0.00	0.00	4'800.00	4'800.00	0.00	0.00	4'800.00	4'800.00	0.00	0.00
4111.anca simion	anca simion	0.00	0.00	529.55	529.55	0.00	0.00	529.55	529.55	0.00	0.00
4111.aniszii fruct	aniszii fruct srl-d	0.00	0.00	4'800.00	4'800.00	0.00	0.00	4'800.00	4'800.00	0.00	0.00
4111.apop com s.r.l.	apop com s.r.l.	0.00	0.00	4'000.00	4'000.00	0.00	0.00	4'000.00	4'000.00	0.00	0.00
4111.apro ady-best	apro ady-best srl	0.00	0.00	4'000.00	4'000.00	0.00	0.00	4'000.00	4'000.00	0.00	0.00
4111.artelean	ardelean emanuel-vasile	166.60	0.00	166.60	0.00	0.00	0.00	166.60	0.00	166.60	0.00
4111.ary&mary fruct	ary&mary fruct s.r.l.	0.00	0.00	400.00	400.00	0.00	0.00	400.00	400.00	0.00	0.00
4111.ary&mary fruct	ary&mary fruct srl	0.00	0.00	2'100.00	2'100.00	0.00	0.00	2'100.00	2'100.00	0.00	0.00
4111.asociatia	asociatia clusterul agro food ind napoca	22'248.46	0.00	95'347.81	78'390.71	6'671.17	0.00	102'018.98	78'390.71	23'628.27	0.00
4111.asociatia	asociatia produs de cluj	243.96	0.00	74'813.51	68'742.52	6'712.89	6'513.38	81'526.40	75'255.90	6'270.50	0.00
4111.avram	avram andrei-alexandru i.i	7'486.93	0.00	141'527.61	138'260.52	6'517.79	8'100.75	148'045.40	146'361.27	1'684.13	0.00
4111.babacea viorel	babacea viorel	0.00	0.00	9'721.23	9'721.23	0.00	0.00	9'721.23	9'721.23	0.00	0.00
4111.balc petru	balc petru intreprindere individuala	0.00	0.00	4'400.00	4'400.00	0.00	0.00	4'400.00	4'400.00	0.00	0.00
4111.balc viorel	balc viorel	0.00	0.00	800.00	800.00	0.00	0.00	800.00	800.00	0.00	0.00
4111.baibint	baibint lorand-istvan prod.	0.00	0.00	4'037.67	4'037.67	0.00	0.00	4'037.67	4'037.67	0.00	0.00
4111.banca sandu	banca sandu	0.00	0.00	300.00	300.00	0.00	0.00	300.00	300.00	0.00	0.00
4111.bancs danut ii	bancs danut ii	0.00	0.00	8'748.27	8'748.27	0.00	0.00	8'748.27	8'748.27	0.00	0.00



Cont	Denumire	Sold 1 Ianuarie Debit	Sold 1 Ianuarie Credit	Total sume precedente debit	Total sume precedente credit	Rulaj curent Debit	Rulaj curent Credit	Total sume cumulate Debit	Total sume cumulate Credit	Sold final Debit	Sold final Creditor
4111.beschi valentin sorin ii	beschi valentin sorin ii	0.00	0.00	1'662.85	1'662.85	0.00	0.00	1'662.85	1'662.85	0.00	0.00
4111.bicazan paul-ioan prod.	bicazan paul-ioan prod.	0.00	0.00	9'048.28	9'048.28	0.00	0.00	9'048.28	9'048.28	0.00	0.00
4111.bistro senior casa de piatra srl	bistro senior casa de piatra srl	0.00	0.00	1'200.00	1'200.00	0.00	0.00	1'200.00	1'200.00	0.00	0.00
4111.bita alexandru -prod.	bita alexandru -prod.	0.00	0.00	8'036.30	8'036.30	0.00	0.00	8'036.30	8'036.30	0.00	0.00
4111.bodi levente istvan	bodi levente istvan	35.70	0.00	35.70	0.00	0.00	0.00	35.70	0.00	35.70	0.00
4111.bogdanda auto srl	bogdanda auto srl	0.00	0.00	4'800.00	4'800.00	0.00	0.00	4'800.00	4'800.00	0.00	0.00
4111.bojan ionel pfa	bojan ionel pfa	95.19	0.00	15'589.52	15'589.53	720.55	720.54	16'310.07	16'310.07	0.00	0.00
4111.bolonyi vilmos pfa	bolonyi vilmos pfa	0.00	0.00	5'341.91	5'341.91	0.00	0.00	5'341.91	5'341.91	0.00	0.00
4111.bordean felicia pfa	bordean felicia pfa	0.00	0.00	23'910.79	23'910.79	0.00	0.00	23'910.79	23'910.79	0.00	0.00
4111.borzasi levente prod.	borzasi levente prod.	0.00	0.00	12'413.00	12'413.00	0.00	0.00	12'413.00	12'413.00	0.00	0.00
4111.braica floare pfa	braica floare pfa	0.00	0.00	2'400.00	2'400.00	0.00	0.00	2'400.00	2'400.00	0.00	0.00
4111.breitpat srl	breitpat srl	0.00	0.00	19'996.05	19'996.05	0.00	0.00	19'996.05	19'996.05	0.00	0.00
4111.broscoi ion prod.	broscoi ion prod.	0.00	0.00	8'002.39	8'002.39	0.00	0.00	8'002.39	8'002.39	0.00	0.00
4111.budi dezso pfa	budi dezso pfa	0.00	0.00	13'740.68	13'740.67	0.00	0.01	13'740.68	13'740.68	0.00	0.00
4111.c & c prodcorm impex	c & c prodcorm impex	5'123.36	0.00	8'621.84	5'801.10	49.00	0.00	8'670.84	5'801.10	2'869.74	0.00
4111.cadis gh import export s.r.l.	cadis gh import export s.r.l. export s.r.l.	0.00	0.00	4'400.00	4'400.00	0.00	0.00	4'400.00	4'400.00	0.00	0.00
4111.catalin-laurentiu u transport srl	catalin-laurentiu transport srl u transport srl	0.00	0.00	11'740.04	11'740.04	0.00	0.00	11'740.04	11'740.04	0.00	0.00
4111.catidim star srl	catidim star srl	0.00	0.00	800.00	800.00	0.00	0.00	800.00	800.00	0.00	0.00
4111.celina iza s.r.l.	celina iza s.r.l.	25'112.71	0.00	113'414.23	89'741.06	4'564.29	0.00	117'978.52	89'741.06	28'237.46	0.00
4111.cenan ramona pfa	cenan ramona pfa	0.00	0.00	4'400.00	4'400.00	0.00	0.00	4'400.00	4'400.00	0.00	0.00
4111.certezanul srl	certezanul srl	0.00	0.00	1'762.84	1'762.85	0.01	0.00	1'762.85	1'762.85	0.00	0.00
4111.chiroi ilie	chiroi ilie	0.00	0.00	1'600.00	1'600.00	0.00	0.00	1'600.00	1'600.00	0.00	0.00
4111.ciobanu ionita prod.	ciobanu ionita prod. prod.	0.00	0.00	2'838.07	2'838.07	0.00	0.00	2'838.07	2'838.07	0.00	0.00
4111.cioca emilia-georgiana	cioca emilia-georgiana	0.00	0.00	1'745.88	1'745.89	0.01	0.00	1'745.89	1'745.89	0.00	0.00
4111.cloudprospects s.r.l.	cloudprospects s.r.l.	0.00	0.00	91'833.10	67'024.94	14'790.42	8'000.00	106'623.52	75'024.94	31'598.58	0.00
4111.co & si srl	co & si srl	0.00	0.00	4'000.00	4'000.00	0.00	0.00	4'000.00	4'000.00	0.00	0.00
4111.codoba dorel ii	codoba dorel ii	0.00	0.00	2'000.00	2'000.00	0.00	0.00	2'000.00	2'000.00	0.00	0.00

34

Cont	Denumire	Sold 1 Ianuarie Debit	Sold 1 Ianuarie Credit	Total sume precedente debit	Total sume precedente credit	Rulaj curent Debit	Rulaj curent Credit	Total sume cumulate Debit	Total sume cumulate Credit	Sold final Debit	Sold final Creditor
4111.compania de apa some sa	compania de apa some sa	10'128.70	0.00	41'675.50	39'861.64	3'075.70	4'889.56	44'751.20	44'751.20	0.00	0.00
4111.complete roof srl	complete roof srl	0.00	0.00	3'718.31	3'718.31	0.00	0.00	3'718.31	3'718.31	0.00	0.00
4111.cooperativa agricola lunca somesului mic	cooperativa agricola lunca somesului mic	967.26	0.00	53'908.49	46'247.83	4'008.02	4'224.77	57'916.51	50'472.60	7'443.91	0.00
4111.corniciuc vasile pfa	corniciuc vasile pfa	0.00	0.00	2'400.00	2'400.00	0.00	0.00	2'400.00	2'400.00	0.00	0.00
4111.cosar susana prod	cosar susana prod	102.34	0.00	102.34	0.00	0.00	0.00	102.34	0.00	102.34	0.00
4111.cosma gabriel	cosma gabriel	0.00	0.00	1'249.75	1'249.75	0.00	0.00	1'249.75	1'249.75	0.00	0.00
4111.cosma nicolae	cosma nicolae	0.00	0.00	1'345.89	1'345.89	0.00	0.00	1'345.89	1'345.89	0.00	0.00
4111.cosmos fruit s.r.l.	cosmos fruit s.r.l.	17'237.82	0.00	58'487.05	39'900.00	928.97	5'000.00	59'416.02	44'900.00	14'516.02	0.00
4111.cristiadar srl	cristiadar srl	0.00	0.00	26'229.47	26'015.70	6'970.14	7'183.91	33'199.61	33'199.61	0.00	0.00
4111.cristurean corina otilia pfa	cristurean corina otilia pfa	0.00	0.00	3'600.00	3'600.00	400.00	400.00	4'000.00	4'000.00	0.00	0.00
4111.crm apples & grapes srl	crm apples & grapes srl	0.00	0.00	12'827.23	12'827.23	0.00	0.00	12'827.23	12'827.23	0.00	0.00
4111.csaszar i arpad	csaszar i arpad	0.00	0.00	14'264.05	14'264.05	0.00	0.00	14'264.05	14'264.05	0.00	0.00
4111.csergo ervin-bela	csergo ervin-bela	0.00	0.00	2'887.90	2'887.91	0.01	0.00	2'887.91	2'887.91	0.00	0.00
4111.czire ianos prod	czire ianos prod	0.00	0.00	1'730.43	1'730.43	0.00	0.00	1'730.43	1'730.43	0.00	0.00
4111.dai mar plus srl	dai mar plus srl	0.00	0.00	4'100.00	4'100.00	0.00	0.00	4'100.00	4'100.00	0.00	0.00
4111.damia ifigenia s.r.l.	damia ifigenia s.r.l.	0.00	0.00	4'940.80	4'940.80	0.00	0.00	4'940.80	4'940.80	0.00	0.00
4111.dancor agro prodalimnt srl	dancor agro prodalimnt srl	0.00	0.00	20'433.81	20'433.81	0.00	0.00	20'433.81	20'433.81	0.00	0.00
4111.dascal marin-daniel- pfa	dascal marin-daniel- pfa	0.00	0.00	800.00	800.00	0.00	0.00	800.00	800.00	0.00	0.00
4111.deari comert srl	deari comert srl	0.00	0.00	4'800.00	4'800.00	0.00	0.00	4'800.00	4'800.00	0.00	0.00
4111.delaco distribution sa	delaco distribution sa	8'100.84	0.00	98'340.15	90'740.90	9'447.23	7'299.46	107'787.38	98'040.36	9'747.02	0.00
4111.diaconescu gheorghe	diaconescu gheorghe	0.00	0.00	1'504.37	1'504.37	0.00	0.00	1'504.37	1'504.37	0.00	0.00
4111.dinu alexe prod.	dinu alexe prod.	83.31	0.00	19'646.79	19'646.78	0.00	0.01	19'646.79	19'646.79	0.00	0.00
4111.dita aurel-prod.	dita aurel-prod.	0.00	0.00	5'114.20	5'114.21	0.01	0.00	5'114.21	5'114.21	0.00	0.00
4111.dita cosmin viorel	dita cosmin viorel	0.00	0.00	300.00	300.00	0.00	0.00	300.00	300.00	0.00	0.00
4111.dita gheorghe prod.	dita gheorghe prod.	0.00	0.00	16'844.79	16'844.77	0.00	0.02	16'844.79	16'844.79	0.00	0.00

Cont	Denumire	Sold 1 ianuarie Debit	1 ianuarie Credit	Total sume precedente debit	Total sume precedente credit	Rulaj curent Debit	Rulaj curent Credit	Total sume cumulative Debit	Total sume cumulative Credit	Sold final Debitor	Sold final Creditor
4111.dmd	dmd vegetables prod srl	7409.41	0.00	158209.06	150610.10	10938.44	11012.03	169147.50	161622.13	7525.37	0.00
vegetables prod srl											
4111.dragomir david	dragomir david prod.	0.00	0.00	5683.56	5683.56	0.00	0.00	5683.56	5683.56	0.00	0.00
prod.											
4111.dragomir ionut	dragomir ionut	0.00	0.00	160.00	160.00	0.00	0.00	160.00	160.00	0.00	0.00
4111.dragos & alexia	dragos & alexia fruct srl	0.00	0.00	10141.01	10141.01	0.00	0.00	10141.01	10141.01	0.00	0.00
fruct srl											
4111.dudea costinel	dudea costinel prod.	0.00	0.00	600.00	600.00	0.00	0.00	600.00	600.00	0.00	0.00
prod.											
4111.dudea nicusor	dudea nicusor prod	0.00	0.00	2204.37	2204.37	0.00	0.00	2204.37	2204.37	0.00	0.00
prod											
4111.dudeaa oprea	dudeaa oprea prod.	0.00	0.00	1723.23	1723.23	0.00	0.00	1723.23	1723.23	0.00	0.00
prod.											
4111.duia mihaita	duia mihaita	0.00	0.00	30.00	30.00	0.00	0.00	30.00	30.00	0.00	0.00
4111.dumitre crina	dumitre crina petruta prod.	0.00	0.00	1445.88	1445.89	0.01	0.00	1445.89	1445.89	0.00	0.00
petruta prod.											
4111.dumitru nicu	dumitru nicu prod.	0.00	0.00	17870.48	17870.48	672.94	672.94	18543.42	18543.42	0.00	0.00
prod.											
4111.dumitru viorel	dumitru viorel prod.	0.00	0.00	1645.89	1645.89	0.00	0.00	1645.89	1645.89	0.00	0.00
prod.											
4111.dura anisia ii	dura anisia ii	140.05	0.00	55821.48	55621.03	2934.69	2621.57	58756.17	58242.60	513.57	0.00
4111.eco-smart life	eco-smart life srl	0.00	0.00	227.26	227.26	0.00	0.00	227.26	227.26	0.00	0.00
srl											
4111.elekes alina	elekes alina sorina pfa	0.00	0.00	14426.26	14426.26	0.00	0.00	14426.26	14426.26	0.00	0.00
sortina pfa											
4111.elekes darius	elekes darius pfa	0.00	0.00	2038.16	2038.16	0.00	0.00	2038.16	2038.16	0.00	0.00
pfa											
4111.elit srl	elit srl	41.48	0.00	41418.38	37768.17	4476.73	3703.93	45895.11	41472.10	4423.01	0.00
4111.erizora srl	erizora srl	13671.40	0.00	58997.60	46605.57	895.81	0.00	59893.41	46605.57	13287.84	0.00
4111.fazakas	fazakas elisabeta prod.	0.00	0.00	6333.25	6333.25	0.00	0.00	6333.25	6333.25	0.00	0.00
elisabeta prod.											
4111.finest goods	finest goods vinmarket s.r.l.	0.00	0.00	15871.95	14184.53	1907.57	1907.57	17779.52	16092.10	1687.42	0.00
vinmarket s.r.l.											
4111.fingerhut idiko	fingerhut idiko pfa	0.00	0.00	400.00	400.00	0.00	0.00	400.00	400.00	0.00	0.00
pfa											
4111.florea stelian	florea stelian grigore prod.	47.60	0.00	47.60	0.00	0.00	0.00	47.60	0.00	47.60	0.00
grigore prod.											
4111.folodi	folodi emilia-maria	0.00	0.00	4800.00	4800.00	0.00	0.00	4800.00	4800.00	0.00	0.00
emilia-maria											
4111.fox com serv	fox com serv distribution srl	5334.50	0.00	28909.78	28909.88	0.10	0.00	28909.88	28909.88	0.00	0.00
distribution srl											
4111.fox com serv	fox com serv srl	0.00	0.00	43242.45	36912.71	6833.01	6329.76	50075.46	43242.47	6832.99	0.00
srl											
4111.fruit vegetables	fruit vegetables	0.00	0.00	2000.00	2000.00	0.00	0.00	2000.00	2000.00	0.00	0.00

Cont	Denumire	Sold 1 Ianuarie Debit	Sold 1 Ianuarie Credit	Total sume precedente debit	Total sume precedente credit	Rulej curent Debit	Rulej curent Credit	Total sume cumulate Debit	Total sume cumulate Credit	Sold final Debit	Sold final Creditor
4111.frunza loredan george	frunza loredan george	0.00	0.00	17'664.15	17'664.15	0.00	0.00	17'664.15	17'664.15	0.00	0.00
4111.fruta verdura fresca srl	fruta verdura fresca srl	0.00	0.00	1'200.00	1'200.00	0.00	0.00	1'200.00	1'200.00	0.00	0.00
4111.ganea iulian nelutu prod.	ganea iulian nelutu prod.	0.00	0.00	1'445.88	1'445.88	0.01	0.00	1'445.89	1'445.89	0.00	0.00
4111.gb f fashion srl	gb f fashion srl	9'236.58	0.00	4'762.56	4'762.56	0.00	0.00	4'762.56	4'762.56	0.00	0.00
4111.gc euro recycling s.r.l.	gc euro recycling s.r.l.	0.00	0.00	16'744.50	6'270.00	356.80	0.00	17'101.30	6'270.00	10'831.30	0.00
4111.gemavlad srl	gemavlad srl	101.03	0.00	154'996.77	154'416.80	8'509.91	9'089.88	163'506.68	163'506.68	0.00	0.00
4111.gergely karoly prod.	gergely karoly prod.	0.00	0.00	6'521.74	6'521.72	0.00	0.02	6'521.74	6'521.74	0.00	0.00
4111.gergely mihail prod.	gergely mihail prod.	0.00	0.00	3'447.56	3'447.56	0.00	0.00	3'447.56	3'447.56	0.00	0.00
4111.gergely romeo	gergely romeo	2'013.70	0.00	39'803.77	39'803.77	0.00	0.00	39'803.77	39'803.77	0.00	0.00
4111.gima blu srl	gima blu srl	467.80	0.00	76'217.32	75'732.31	3'951.32	4'100.14	80'168.64	79'832.45	336.19	0.00
4111.global quality trading srl	global quality trading srl	4'873.24	0.00	4'873.24	0.00	0.00	4'873.24	4'873.24	4'873.24	0.00	0.00
4111.golden pas fruct srl	golden pas fruct srl	0.00	0.00	38'765.38	38'223.03	2'487.25	3'029.60	41'252.63	41'252.63	0.00	0.00
4111.green farmsel srl	green farmsel srl	0.00	0.00	0.00	0.00	9'620.87	5'796.03	9'620.87	5'796.03	3'824.84	0.00
4111.grigor vasile	grigor vasile	-3'142.00	0.00	13'342.43	12'369.66	2.23	975.00	13'344.66	13'344.66	0.00	0.00
4111.grigorie daniel-florin	grigorie daniel-florin	0.00	0.00	300.00	300.00	0.00	0.00	300.00	300.00	0.00	0.00
4111.grup t.s.a. company srl	grup t.s.a. company srl	5'701.99	0.00	551'422.42	527'529.40	34'343.32	36'980.79	585'765.74	564'510.19	21'255.55	0.00
4111.gyori iosif prod.	gyori iosif prod.	0.00	0.00	18'854.01	18'854.01	0.00	0.00	18'854.01	18'854.01	0.00	0.00
4111.haiduc petru	haiduc petru	0.00	0.00	2'691.78	2'691.78	0.00	0.00	2'691.78	2'691.78	0.00	0.00
4111.han ardelean pf han ardelean pf	han ardelean pf han ardelean pf	0.00	0.00	1'200.00	1'200.00	0.00	0.00	1'200.00	1'200.00	0.00	0.00
4111.han ioan pfa	han ioan pfa	0.00	0.00	3'076.31	3'076.31	0.00	0.00	3'076.31	3'076.31	0.00	0.00
4111.hil fruits srl	hil fruits srl	0.00	0.00	1'500.00	1'350.01	0.00	0.00	1'500.00	1'350.01	149.99	0.00
4111.horvath arthur-janos	horvath arthur-janos	0.00	0.00	15'288.55	15'288.55	2'714.25	2'714.25	18'002.80	18'002.80	0.00	0.00
4111.iancu t ion if	iancu t ion if	0.00	0.00	529.55	529.55	0.00	0.00	529.55	529.55	0.00	0.00
4111.iancu valentin i. i.	iancu valentin i. i.	0.00	0.00	1'662.85	1'662.85	0.00	0.00	1'662.85	1'662.85	0.00	0.00
4111.ibee saintech grup s.r.l.	ibee saintech grup s.r.l.	1'940.61	0.00	1'940.61	0.00	0.00	1'940.61	1'940.61	1'940.61	0.00	0.00
4111.ice dyp balas srl	ice dyp balas srl	9'520.80	0.00	311'405.48	293'364.28	39'829.23	57'561.04	351'234.71	350'925.32	309.39	0.00
4111.ilea zorita prod.	ilea zorita prod.	0.00	0.00	17'452.37	17'452.39	966.44	966.42	18'418.81	18'418.81	0.00	0.00
4111.ilies m.gheorghr if	ilies m.gheorghr if	0.00	0.00	1'200.00	1'200.00	0.00	0.00	1'200.00	1'200.00	0.00	0.00

37



Cont	Denumire	Sold 1 Ianuarie Debit	€ '14 Credit	Total sume precedente debit	Total sume precedente credit	Rulaj curent Debit	Rulaj curent Credit	Total sume cumulate Debit	Total sume cumulate Credit	Sold final Debit	Sold final Creditor
4111.imodel leg srl	imodel leg srl	241.50	0.00	68'139.28	67'803.72	2'306.62	2'642.18	70'445.90	70'445.90	0.00	0.00
4111.inspiratia moldovei srl	inspiratia moldovei srl	2'146.28	0.00	20'460.55	18'870.73	1'883.76	1'883.76	22'344.31	20'754.49	1'589.82	0.00
4111.iomin fruct srl	iomin fruct srl	50.87	0.00	80'161.84	79'927.63	2'472.69	2'706.90	82'634.53	82'634.53	0.00	0.00
4111.ion s.cristinel i.i.	ion s.cristinel i.i.	0.00	0.00	1'445.88	1'445.89	0.01	0.00	1'445.89	1'445.89	0.00	0.00
4111.ionel ilie	ionel ilie	0.00	0.00	1'345.89	1'345.89	0.00	0.00	1'345.89	1'345.89	0.00	0.00
4111.ionica import export srl	ionica import export srl	3'892.42	0.00	84'571.74	81'228.93	3'582.06	3'838.33	88'153.80	85'067.26	3'086.54	0.00
4111.isar prodcorm srl	isar prodcorm srl	0.00	0.00	14'712.50	10'910.00	3'800.25	4'032.74	18'512.75	14'942.74	3'570.01	0.00
4111.italo's prodotti italiani gourmet s.r.l.	italo's prodotti italiani gourmet s.r.l.	3754.56	0.00	16'161.10	16'161.13	0.03	0.00	16'161.13	16'161.13	0.00	0.00
4111.iulia & cellina srl-d	iulia & cellina srl-d	0.00	0.00	-5'101.00	-5'101.00	0.00	0.00	-5'101.00	-5'101.00	0.00	0.00
4111.izabi servcom srl	izabi servcom srl	0.00	0.00	4'000.00	4'000.00	0.00	0.00	4'000.00	4'000.00	0.00	0.00
4111.jeler amalia ii	jeler amalia ii	0.00	0.00	4'000.00	4'000.00	0.00	0.00	4'000.00	4'000.00	0.00	0.00
4111.joo zsoft alpar prod.	joo zsoft alpar prod.	0.00	0.00	13'374.33	13'374.35	0.02	0.00	13'374.35	13'374.35	0.00	0.00
4111.jucan emilia ii	jucan emilia ii	0.00	0.00	2'800.00	2'800.00	0.00	0.00	2'800.00	2'800.00	0.00	0.00
4111.kovacs mircea pfa	kovacs mircea pfa	0.00	0.00	7'883.07	7'883.07	0.00	0.00	7'883.07	7'883.07	0.00	0.00
4111.kulcsar attila	kulcsar attila	0.00	0.00	4'280.89	4'280.89	0.00	0.00	4'280.89	4'280.89	0.00	0.00
4111.l&a rus fruits	l&a rus fruits	0.00	0.00	2'800.00	2'800.00	0.00	0.00	2'800.00	2'800.00	0.00	0.00
4111.la pinsa romana s.r.l.	la pinsa romana s.r.l.	0.00	0.00	7'168.52	4'550.52	2'963.10	2'963.10	10'131.62	7'513.62	2'618.00	0.00
4111.la sarica fruct srl	la sarica fruct srl	528.36	0.00	528.36	0.00	0.00	0.00	528.36	0.00	528.36	0.00
4111.lacatus demeter prod.	lacatus demeter prod.	0.00	0.00	20'856.87	20'856.87	0.00	0.00	20'856.87	20'856.87	0.00	0.00
4111.lacatus e.marcel pfa	lacatus e.marcel pfa	29.55	0.00	29.55	0.00	0.00	0.00	29.55	0.00	29.55	0.00
4111.lacatus francisc radu pfa	lacatus francisc radu pfa	0.00	0.00	400.00	400.00	0.00	0.00	400.00	400.00	0.00	0.00
4111.lacatus i. maria pfa	lacatus i. maria pfa	0.00	0.00	5'799.91	5'799.92	0.01	0.00	5'799.92	5'799.92	0.00	0.00
4111.lacatus paul elec ii	lacatus paul elec ii	0.00	0.00	1'200.00	1'200.00	0.00	0.00	1'200.00	1'200.00	0.00	0.00
4111.lacatus sorin daniel	lacatus sorin daniel	0.00	0.00	11'124.80	11'124.80	0.00	0.00	11'124.80	11'124.80	0.00	0.00
4111.lacatus sorin daniel if	lacatus sorin daniel if	0.00	0.00	9'128.71	9'128.71	0.00	0.00	9'128.71	9'128.71	0.00	0.00
4111.lakatos livia sibianca pfa	lakatos livia sibianca pfa	0.00	0.00	300.00	300.00	0.00	0.00	300.00	300.00	0.00	0.00

38



Cont	Denumire	Sold 1 ianuarie Debit	Σ 1 ianuarie Credit	Total sume precedente debit	Total sume precedente credit	Rulaj curent Debit	Rulaj curent Credit	Total sume cumulate Debit	Total sume cumulate Credit	Sold final Debit	Sold final Creditor
4111.lazar elena- paula -pfa	lazar elena- paula -pfa	0.00	0.00	1'200.00	1'200.00	0.00	0.00	1'200.00	1'200.00	0.00	0.00
4111.lazar niculina olitia pfa.	lazar niculina olitia pfa.	0.00	0.00	800.00	800.00	0.00	0.00	800.00	800.00	0.00	0.00
4111.legumline srl	legumline srl	0.00	0.00	11'504.91	10'364.90	1'140.02	0.00	12'644.93	10'364.90	2'280.03	0.00
4111.lepadatu c.ion prod.	lepadatu c.ion prod.	0.00	0.00	24'011.27	24'011.27	0.00	0.00	24'011.27	24'011.27	0.00	0.00
4111.ies ioan lucian prod.	ies ioan lucian prod.	0.00	0.00	1'762.84	1'762.85	0.01	0.00	1'762.85	1'762.85	0.00	0.00
4111.iobontiu leontina pfa	iobontiu leontina pfa	0.00	0.00	2'800.00	2'800.00	0.00	0.00	2'800.00	2'800.00	0.00	0.00
4111.iojecico serghei	iojecico serghei	0.00	0.00	445.00	445.00	0.00	0.00	445.00	445.00	0.00	0.00
4111.lucut viorel prod.	lucut viorel prod.	0.00	0.00	1'445.88	1'445.89	0.01	0.00	1'445.89	1'445.89	0.00	0.00
4111.lucuta andrei-vasile pfa	lucuta andrei-vasile pfa	0.00	0.00	27'705.45	25'786.13	1'861.21	1'919.33	29'566.66	27'705.46	1'861.20	0.00
4111.luma&caltrans s.r.l.	luma&caltrans s.r.l.	0.00	0.00	14'710.85	14'710.85	7'096.49	0.00	21'807.34	14'710.85	7'096.49	0.00
4111.lvg wine&food communication srl	lvg wine&food communication srl	3'740.28	0.00	7'781.55	7'781.35	0.00	0.20	7'781.55	7'781.55	0.00	0.00
4111.macicasan sergiu-vasile	macicasan sergiu-vasile	0.00	0.00	1'584.00	1'584.00	3'222.45	0.00	4'806.45	1'584.00	3'222.45	0.00
4111.malic ana legume-fructe srl	malic ana legume-fructe srl	238.00	0.00	6'113.43	6'113.43	0.00	0.00	6'113.43	6'113.43	0.00	0.00
4111.mandy mab trade srl	mandy mab trade srl	6'926.19	0.00	115'346.36	105'623.84	8'556.42	14'771.85	123'902.78	120'395.69	3'507.09	0.00
4111.marcesan s.r.l.	marcesan s.r.l.	0.00	0.00	4'800.00	4'800.00	0.00	0.00	4'800.00	4'800.00	0.00	0.00
4111.marginean maria pfa	marginean maria pfa	0.00	0.00	2'000.00	2'000.00	0.00	0.00	2'000.00	2'000.00	0.00	0.00
4111.maris adrian pfa	maris adrian pfa	0.00	0.00	37'105.01	37'105.04	3'100.03	3'100.00	40'205.04	40'205.04	0.00	0.00
4111.marisa & maria fruct s.r.l.	marisa & maria fruct s.r.l.	0.00	0.00	1'600.00	1'600.00	400.00	400.00	2'000.00	2'000.00	0.00	0.00
4111.marisa simonette srl	marisa simonette srl	0.00	0.00	2'800.00	2'800.00	0.00	0.00	2'800.00	2'800.00	0.00	0.00
4111.marton pal-prod	marton pal-prod	0.00	0.00	10'394.17	10'394.17	0.00	0.00	10'394.17	10'394.17	0.00	0.00
4111.mathe bela	mathe bela	0.00	0.00	5'779.69	5'779.69	0.00	0.00	5'779.69	5'779.69	0.00	0.00
4111.megafruct s.r.l.	megafruct s.r.l.	511.68	0.00	65'266.66	64'294.37	3'576.78	4'549.07	68'843.44	68'843.44	0.00	0.00
4111.microfruits s.a.	microfruits s.a.	6'575.65	0.00	217'187.75	214'360.47	10'043.04	12'870.32	227'230.79	227'230.79	0.00	0.00
4111.microfruits srl	microfruits srl	0.00	0.00	9'468.64	9'468.66	0.02	0.00	9'468.66	9'468.66	0.00	0.00
4111.mischian ana-ioana	mischian ana-ioana	0.00	0.00	1'366.64	1'366.65	0.01	0.00	1'366.65	1'366.65	0.00	0.00
4111.mischian pavel marcel prod.	mischian pavel marcel prod.	0.00	0.00	633.32	633.32	0.00	0.00	633.32	633.32	0.00	0.00

Cont	Denumire	Sold 1 Ianuarie Debit	S <sup>-1-12</sup> 1 Ianuarie Credit	Total sume precedente debit	Total sume precedente credit	Rulaj curent Debit	Rulaj curent Credit	Total sume cumulative Debit	Total sume cumulative Credit	Sold final Debit	Sold final Creditor
4111.moldovan camelia	moldovan camelia	0.00	0.00	16'556.92	16'556.92	0.00	0.00	16'556.92	16'556.92	0.00	0.00
4111.moldovan carmangerie srl	moldovan carmangerie srl	138'132.54	0.00	9'10'944.01	822'197.32	81'436.20	52'564.51	992'380.21	874'761.83	117'618.38	0.00
4111.moldovan stefan alexe	moldovan stefan alexe	0.00	0.00	4'037.67	4'037.67	0.00	0.00	4'037.67	4'037.67	0.00	0.00
4111.monea anca -teodora	monea anca -teodora	0.00	0.00	2'691.78	2'691.78	0.00	0.00	2'691.78	2'691.78	0.00	0.00
4111.morar florin pfa	morar florin pfa	0.00	0.00	2'400.00	2'400.00	0.00	0.00	2'400.00	2'400.00	0.00	0.00
4111.morariu geo prod	morariu geo prod	0.00	0.00	2'800.00	2'800.00	400.00	400.00	3'200.00	3'200.00	0.00	0.00
4111.msm roinvest srl	msm roinvest srl	11'447.23	0.00	64'643.27	55'768.03	3'136.36	2'886.94	67'779.63	58'654.97	9'124.66	0.00
4111.muntean vasile ii	muntean vasile ii	0.00	0.00	2'000.00	2'000.00	0.00	0.00	2'000.00	2'000.00	0.00	0.00
4111.nagy andor ludovic-prod.	nagy andor ludovic-prod.	0.00	0.00	18'469.51	18'469.51	0.00	0.00	18'469.51	18'469.51	0.00	0.00
4111.nagy attila prod.	nagy attila prod.	0.00	0.00	15'585.46	15'585.46	0.00	0.00	15'585.46	15'585.46	0.00	0.00
4111.nagyosi zoltan ioan	nagyosi zoltan ioan	0.00	0.00	16'450.68	16'450.68	0.00	0.00	16'450.68	16'450.68	0.00	0.00
4111.new era fruct srl	new era fruct srl	0.00	0.00	800.00	800.00	0.00	0.00	800.00	800.00	0.00	0.00
4111.nicamarand srl	nicamarand srl	5'529.96	0.00	97'939.65	95'767.65	5'929.26	6'206.45	103'868.91	101'974.10	1'894.81	0.00
4111.nipponfood s.r.l.	nipponfood s.r.l.	8'029.00	0.00	71'671.46	71'671.46	0.00	0.00	71'671.46	71'671.46	0.00	0.00
4111.noitrei import srl	noitrei import srl	12'275.15	0.00	194'392.04	189'896.46	10'364.60	14'860.18	204'756.64	204'756.64	0.00	0.00
4111.olah magdalena prod.	olah magdalena prod.	0.00	0.00	1'645.89	1'645.89	0.00	0.00	1'645.89	1'645.89	0.00	0.00
4111.olteanu vasile -prod.	olteanu vasile -prod.	0.00	0.00	11'399.85	11'399.85	0.00	0.00	11'399.85	11'399.85	0.00	0.00
4111.one plaza residence srl	one plaza residence srl	0.00	0.00	800.00	800.00	0.00	0.00	800.00	800.00	0.00	0.00
4111.oniga mihai-gavril	oniga mihai-gavril	0.00	0.00	1'700.00	1'700.00	0.00	0.00	1'700.00	1'700.00	0.00	0.00
4111.pacurar alexandru	pacurar alexandru	0.00	0.00	1'366.65	1'366.65	0.01	0.00	1'366.65	1'366.65	0.00	0.00
4111.pal and prodcom srl	pal and prodcom srl	5.10	0.00	15'374.03	15'374.12	400.09	400.00	15'774.12	15'774.12	0.00	0.00
4111.panaitiu costel vasile	panaitiu costel vasile	0.00	0.00	4'037.67	4'037.67	0.00	0.00	4'037.67	4'037.67	0.00	0.00
4111.pap iozef-attila-prod.	pap iozef-attila-prod.	0.00	0.00	12'724.57	12'724.57	0.00	0.00	12'724.57	12'724.57	0.00	0.00
4111.paraluta bogdan prod.	paraluta bogdan prod.	0.00	0.00	10'164.11	10'164.11	0.00	0.00	10'164.11	10'164.11	0.00	0.00

Cont	Denumire	Sold 1 ianuarie Debit	Sold 1 ianuarie Credit	Total sume precedente debit	Sold 1 ianuarie Credit	Total sume precedente credit	Rulaj curent Debit	Rulaj curent Credit	Total sume cumulate Debit	Total sume cumulate Credit	Sold final Debit	Sold final Creditor
4111.paraluta marian	paraluta marian - prod.	0.00	0.00	300.00	0.00	400.00	0.00	0.00	300.00	400.00	-100.00	0.00
- prod.												
4111.pasca vasile	pasca vasile danut prod.	0.00	0.00	3'682.02	0.00	3'682.02	0.00	0.00	3'682.02	3'682.02	0.00	0.00
danut prod.												
4111.patras ioana	patras ioana zorela pfa	0.00	0.00	4'800.00	0.00	4'800.00	0.00	0.00	4'800.00	4'800.00	0.00	0.00
zorela pfa												
4111.pavelana s.r.l.	pavelana s.r.l.	0.00	0.00	4'000.00	0.00	4'000.00	0.00	0.00	4'000.00	4'000.00	0.00	0.00
4111.peczi blaziu - prod.	peczi blaziu - prod.	0.00	0.00	16'642.95	0.00	16'642.95	0.00	0.00	16'642.95	16'642.95	0.00	0.00
prod.												
4111.peter alexandru	peter alexandru {lehel}	0.00	0.00	19'142.46	0.00	19'142.46	0.00	0.00	19'142.46	19'142.46	0.00	0.00
{lehel}												
4111.petrehele	petrehele ioan-stelian	0.00	0.00	22'058.57	0.00	22'058.57	0.00	0.00	22'058.57	22'058.57	0.00	0.00
ioan-stelian												
4111.petrisor fintina	petrisor fintina srl	0.00	0.00	4'900.00	0.00	4'900.00	0.00	0.00	4'900.00	4'900.00	0.00	0.00
srl												
4111.pintilie eugen	pintilie eugen	0.00	0.00	1'345.89	0.00	1'345.89	0.00	0.00	1'345.89	1'345.89	0.00	0.00
4111.pita	pita diana-valentina ii	0.00	0.00	19'744.90	0.00	19'744.90	0.00	0.00	19'744.90	19'744.90	0.00	0.00
diana-valentina ii												
4111.pita dorel prod.	pita dorel prod.	130.90	0.00	11'731.86	0.00	11'731.86	0.00	0.00	11'731.86	11'731.86	0.00	0.00
4111.pita petru	pita petru	0.00	0.00	113.20	0.00	113.20	0.00	0.00	113.20	113.20	0.00	0.00
4111.plataga constantin	plataga constantin	0.00	0.00	14'155.03	0.00	14'155.03	0.00	0.00	14'155.03	14'155.03	0.00	0.00
constantin												
4111.pop marian	pop marian daniel ii	0.00	0.00	18'269.88	0.00	18'269.88	966.42	966.42	19'236.30	19'236.30	0.00	0.00
daniel ii												
4111.popa grigore	popa grigore stelian	0.00	0.00	1'445.89	0.00	1'445.89	0.00	0.00	1'445.89	1'445.89	0.00	0.00
stelian												
4111.popick srl	popick srl	0.00	0.00	900.00	0.00	900.00	0.00	0.00	900.00	900.00	0.00	0.00
4111.potoan vasile	potoan vasile prod.	0.00	0.00	2'375.50	0.00	2'375.50	0.00	0.00	2'375.50	2'375.50	0.00	0.00
prod.												
4111.pro avis srl	pro avis srl	553.35	0.00	4'1684.83	0.00	4'1684.83	4'531.49	4'531.49	46'216.32	46'216.32	0.00	0.00
4111.probeautystore	probeautystore srl	0.00	0.00	800.00	0.00	800.00	0.00	0.00	800.00	800.00	0.00	0.00
srl												
4111.ptr fruct srl	ptr fruct srl	0.00	0.00	31'672.05	0.00	30'587.96	1'572.35	2'449.94	33'244.40	33'037.90	206.50	0.00
4111.purcea marian	purcea marian prod.	0.00	0.00	300.00	0.00	300.00	0.00	0.00	300.00	300.00	0.00	0.00
prod.												
4111.purece rozalia	purece rozalia ii	0.00	0.00	2'800.00	0.00	2'800.00	0.00	0.00	2'800.00	2'800.00	0.00	0.00
ii												
4111.ralefruct impex	ralefruct impex srl	7761.70	0.00	228'518.70	0.00	221'000.00	17'498.55	10'000.00	246'017.25	231'000.00	15'017.25	0.00
srl												
4111.rapsodia com	rapsodia com prod	0.00	0.00	1'300.00	0.00	1'300.00	0.00	0.00	1'300.00	1'300.00	0.00	0.00
prod												
4111.rasteiu petru	rasteiu petru	0.00	0.00	2'000.00	0.00	2'000.00	0.00	0.00	2'000.00	2'000.00	0.00	0.00
4111.raul fruct expert	raul fruct expert s.r.l.	0.00	0.00	4'000.00	0.00	4'000.00	0.00	0.00	4'000.00	4'000.00	0.00	0.00
s.r.l.												

51

Cont	Denumire	Sold 1 ianuarie Debit	Sold 1 ianuarie Credit	Total sume precedente debit	Total sume precedente credit	Rulaj curent Debit	Rulaj curent Credit	Total sume cumulate Debit	Total sume cumulate Credit	Sold final Debit	Sold final Creditor
4111.reznmives i. ancuta intreprindere familiala	reznmives i. ancuta intreprindere familiala	0.00	0.00	20'536.38	20'506.64	748.62	0.00	21'285.00	20'506.64	778.36	0.00
4111.reznmives i.ioan marius pfa	reznmives i.ioan marius pfa	0.00	0.00	4'091.78	4'091.78	0.00	0.00	4'091.78	4'091.78	0.00	0.00
4111.rodna trans srl	rodna trans srl	0.00	0.00	4'872.00	4'417.50	437.08	454.50	5'309.08	4'872.00	437.08	0.00
4111.romaldo srl	romaldo srl	2'990.00	0.00	22'285.03	18'979.56	0.00	0.00	22'285.03	18'979.56	3'305.47	0.00
4111.rox alexim	rox alexim	0.00	0.00	4'400.00	4'400.00	0.00	0.00	4'400.00	4'400.00	0.00	0.00
4111.roxmont trading srl	roxmont trading srl	31'406.04	0.00	261'095.74	230'351.85	14'988.69	36'773.30	276'084.43	267'125.15	8'959.28	0.00
4111.rubinro com serv srl	rubinro com serv srl	0.00	0.00	4'000.00	4'000.00	0.00	0.00	4'000.00	4'000.00	0.00	0.00
4111.rucosm trade srl	rucosm trade srl	3'116.64	0.00	40'497.64	36'831.35	3'700.07	3'700.08	44'197.71	40'531.43	3'666.28	0.00
4111.sabiana fruct	sabiana fruct	0.00	0.00	2'800.00	2'800.00	0.00	0.00	2'800.00	2'800.00	0.00	0.00
4111.sabou ioan pf	sabou ioan pf	0.00	0.00	1'200.00	1'200.00	0.00	0.00	1'200.00	1'200.00	0.00	0.00
4111.sandi srl	sandi srl	0.00	0.00	689.25	689.25	0.00	0.00	689.25	689.25	0.00	0.00
4111.savian servicii srl-d	savian servicii srl-d	0.00	0.00	4'400.00	4'400.00	0.00	0.00	4'400.00	4'400.00	0.00	0.00
4111.sc rebecca fruct	sc rebecca fruct	0.00	0.00	4'800.00	4'800.00	0.00	0.00	4'800.00	4'800.00	0.00	0.00
4111.selesi daniel	selesi daniel	0.00	0.00	12'605.27	12'605.27	0.00	0.00	12'605.27	12'605.27	0.00	0.00
4111.seralex fruct srl	seralex fruct srl	2'142.27	0.00	75'279.49	74'738.60	0.00	0.00	75'279.49	74'738.60	540.89	0.00
4111.silviu & ramona srl	silviu & ramona srl	0.00	0.00	2'900.00	2'900.00	0.00	0.00	2'900.00	2'900.00	0.00	0.00
4111.simon arpad jozsef pfa	simon arpad jozsef pfa	0.00	0.00	300.00	300.00	0.00	0.00	300.00	300.00	0.00	0.00
4111.simon pavel-catalin	simon pavel-catalin	0.00	0.00	1'366.64	1'366.65	0.01	0.00	1'366.65	1'366.65	0.00	0.00
4111.simon piroska-iona prod.	simon piroska-iona prod.	0.00	0.00	16'150.68	16'150.68	0.00	0.00	16'150.68	16'150.68	0.00	0.00
4111.skiptrans srl	skiptrans srl	0.00	0.00	691.29	691.28	0.00	0.01	691.29	691.29	0.00	0.00
4111.smaragdu design srl	smaragdu design srl	448.18	0.00	32'710.06	32'659.90	1'709.46	1'627.50	34'419.52	34'287.40	132.12	0.00
4111.sofinet ovidiu-viorel	sofinet ovidiu-viorel	0.00	0.00	1'762.84	1'762.85	0.01	0.00	1'762.85	1'762.85	0.00	0.00
4111.sole mizo romania srl	sole mizo romania srl	4'350.13	0.00	116'995.68	105'168.48	10'013.08	21'840.28	127'008.76	127'008.76	0.00	0.00
4111.solyom maria ii	solyom maria ii	0.00	0.00	2'000.00	2'000.00	0.00	0.00	2'000.00	2'000.00	0.00	0.00
4111.sori trans	sori trans	0.00	0.00	1'784.47	1'784.47	0.00	0.00	1'784.47	1'784.47	0.00	0.00
4111.spatar ioan	spatar ioan	0.00	0.00	21'496.07	21'496.07	0.00	0.00	21'496.07	21'496.07	0.00	0.00
4111.sprint logistic srl	sprint logistic srl	0.00	0.00	4'500.00	4'500.00	400.00	400.00	4'900.00	4'900.00	0.00	0.00
4111.sps fruct	sps fruct	0.00	0.00	1'600.00	1'600.00	0.00	0.00	1'600.00	1'600.00	0.00	0.00

42



Cont	Denumire	Sold 1 ianuarie Debit	Sold 1 ianuarie Credit	Total sume precedente debit	Total sume precedente credit	Rulaj curent Debit	Rulaj curent Credit	Total sume cumulate Debit	Total sume cumulate Credit	Sold final Debit	Sold final Creditor
4111.surtoiu maricica surtoiu maricica prod.		0.00	0.00	300.00	300.00	0.00	0.00	300.00	300.00	0.00	0.00
prod.											
4111.suto rozalia pfa	suto rozalia pfa	0.00	0.00	4'800.00	4'800.00	0.00	0.00	4'800.00	4'800.00	0.00	0.00
4111.szasz jozsef	szasz jozsef prod.	0.00	0.00	15'489.30	15'489.30	0.00	0.00	15'489.30	15'489.30	0.00	0.00
prod.											
4111.szasz	szasz szilveszter imre	0.00	0.00	1'445.88	1'445.89	0.01	0.00	1'445.89	1'445.89	0.00	0.00
szilveszter imre											
4111.szentgeorgi	szentgeorgi ovidia pfa	0.00	0.00	800.00	800.00	0.00	0.00	800.00	800.00	0.00	0.00
ovidia pfa											
4111.tamas	tamas alexandru pf	0.00	0.00	530.00	530.00	0.00	0.00	530.00	530.00	0.00	0.00
alexandru pf											
4111.tesnadi erno	tesnadi erno	0.00	0.00	4'133.80	4'133.80	0.00	0.00	4'133.80	4'133.80	0.00	0.00
4111.tesnadi iosif	tesnadi iosif prod	0.00	0.00	12'905.27	12'905.27	0.00	0.00	12'905.27	12'905.27	0.00	0.00
prod											
4111.tican ana pfa	tican ana pfa	0.00	0.00	6'452.63	6'452.63	0.00	0.00	6'452.63	6'452.63	0.00	0.00
4111.tim cris s.r.l.	tim cris s.r.l.	0.00	0.00	4'800.00	4'800.00	0.00	0.00	4'800.00	4'800.00	0.00	0.00
4111.tonyvolymag	tonyvolymag s.r.l.	0.00	0.00	8'699.36	7'401.82	369.77	496.74	9'069.13	7'898.56	1'170.57	0.00
s.r.l.											
41111.top engineering	top engineering jobs srl	0.00	0.00	17'557.37	17'557.38	1'887.34	0.00	19'444.71	17'557.38	1'887.33	0.00
jobs srl											
41111.transfer	4111.transfer refacturare	0.00	0.00	0.00	0.00	0.00	0.00	0.00	0.00	0.00	0.00
refacturare											
41111.transylvanian	transylvanian wellness products srl	0.00	0.00	9'234.83	6'812.51	0.00	2'422.32	9'234.83	9'234.83	0.00	0.00
wellness products srl											
41111.turc dan prod.	turc dan prod.	0.00	0.00	1'445.88	1'445.89	0.01	0.00	1'445.89	1'445.89	0.00	0.00
41111.turcit prodan pf	turcit prodan pf	0.00	0.00	115.00	115.00	0.00	0.00	115.00	115.00	0.00	0.00
4111.ulici dorel	ulici dorel	0.00	0.00	4'529.93	4'529.93	0.00	0.00	4'529.93	4'529.93	0.00	0.00
4111.urcan teodor	urcan teodor	0.00	0.00	500.00	500.00	0.00	0.00	500.00	500.00	0.00	0.00
4111.vadocris com	vadocris com s.r.l.	0.00	0.00	4'400.00	4'400.00	400.00	400.00	4'800.00	4'800.00	0.00	0.00
s.r.l.											
4111.varga	varga adalbert-prod.	0.00	0.00	600.00	600.00	0.00	0.00	600.00	600.00	0.00	0.00
adalbert-prod.											
4111.varga anisoara	varga anisoara pfa	0.00	0.00	12'473.42	12'473.43	0.01	0.00	12'473.43	12'473.43	0.00	0.00
pfa											
4111.varga anton	varga anton marius ii	0.00	0.00	16'219.99	16'220.00	0.01	0.00	16'220.00	16'220.00	0.00	0.00
marius ii											
4111.varga	varga b.alexandru prod.	0.00	0.00	16'372.59	16'372.59	0.00	0.00	16'372.59	16'372.59	0.00	0.00
b.alexandru prod.											
4111.varga	varga constantin marian	0.00	0.00	4'433.80	4'433.80	0.00	0.00	4'433.80	4'433.80	0.00	0.00
constantin marian											
4111.varga	varga constantin marian pfa	0.00	0.00	11'067.12	11'067.12	0.00	0.00	11'067.12	11'067.12	0.00	0.00
constantin marian											
pfa											
4111.varga	varga gabriel-francisc pfa	0.00	0.00	1'200.00	1'200.00	0.00	0.00	1'200.00	1'200.00	0.00	0.00
gabriel-francisc pfa											

53



Cont	Denumire	Sold 1 ianuarie Debit	Sold 1 ianuarie Credit	Total sume precedente debit	Total sume precedente credit	Rulej curent Debit	Rulej curent Credit	Total sume cumulate Debit	Total sume cumulate Credit	Sold final Debit	Sold final Creditor
4111.varga gabriela elena prod. elena prod.	varga gabriela elena prod.	0.00	0.00	2'878.47	2'878.47	0.00	0.00	2'878.47	2'878.47	0.00	0.00
4111.varga geneveva pfa	varga geneveva pfa	687.69	0.00	26'218.01	25'730.13	0.00	0.00	26'218.01	25'730.13	487.88	0.00
4111.varga george marin- prod. marin- prod.	varga george marin- prod.	0.00	0.00	12'412.92	12'412.92	0.00	0.00	12'412.92	12'412.92	0.00	0.00
4111.varga i. ioan pfa	varga i. ioan pfa	0.00	0.00	13'946.78	13'946.78	0.00	0.00	13'946.78	13'946.78	0.00	0.00
4111.varga i.a.ioan ii	varga i.a.ioan ii	0.00	0.00	1'504.37	1'504.37	0.00	0.00	1'504.37	1'504.37	0.00	0.00
4111.varga ioana-marcela prod ioana-marcela prod	varga ioana-marcela prod	0.00	0.00	14'720.25	14'720.25	0.00	0.00	14'720.25	14'720.25	0.00	0.00
4111.varga petru	varga petru	0.00	0.00	300.00	300.00	0.00	0.00	300.00	300.00	0.00	0.00
4111.varga sergiu ioan ii ioan ii	varga sergiu ioan ii	0.00	0.00	21'627.40	21'306.10	0.00	0.00	21'627.40	21'306.10	321.30	0.00
4111.varga t. petru pfa	varga t. petru pfa	0.00	0.00	12'513.01	12'513.01	0.00	0.00	12'513.01	12'513.01	0.00	0.00
4111.varga veronica prod.	varga veronica prod.	0.00	0.00	1'172.14	872.14	0.00	0.00	1'172.14	872.14	300.00	0.00
4111.varga violeta mirela pfa mirela pfa	varga violeta mirela pfa	0.00	0.00	22'322.64	22'322.64	0.00	0.00	22'322.64	22'322.64	0.00	0.00
4111.varga viorel pf. viorel pf.	varga viorel pf.	0.00	0.00	1'645.89	1'645.89	0.00	0.00	1'645.89	1'645.89	0.00	0.00
4111.varga viorel-daniel viorel-daniel	varga viorel-daniel	0.00	0.00	16'535.20	16'535.20	0.00	0.00	16'535.20	16'535.20	0.00	0.00
4111.varvari ana if	varvari ana if	0.00	0.00	2'800.00	2'800.00	0.00	0.00	2'800.00	2'800.00	0.00	0.00
4111.vecsei fruct srl	vecsei fruct srl	0.00	0.00	4'400.00	4'400.00	0.00	0.00	4'400.00	4'400.00	0.00	0.00
4111.veres elza gyongyver prod. gyongyver prod.	veres elza gyongyver prod.	0.00	0.00	4'529.94	4'529.94	0.00	0.00	4'529.94	4'529.94	0.00	0.00
4111.veritas srl	veritas srl	0.00	0.00	4'800.00	4'800.00	0.00	0.00	4'800.00	4'800.00	0.00	0.00
4111.vineas fortis invest s.r.l. invest s.r.l.	vineas fortis invest s.r.l.	1'560.99	0.00	19'741.69	18'024.64	1'836.07	1'836.06	21'577.76	19'860.70	1'717.06	0.00
4111.wine hunter srl	wine hunter srl	1'799.54	0.00	19'052.54	15'779.37	1'687.18	1'586.27	20'739.72	17'365.64	3'374.08	0.00
4111.world express spedition srl	world express spedition srl	0.00	0.00	175.00	175.00	0.00	0.00	175.00	175.00	0.00	0.00
4111.zagrean octavian	zagrean octavian	0.00	0.00	1'818.44	1'818.44	0.00	0.00	1'818.44	1'818.44	0.00	0.00
4111.zagrean rita prod. prod.	zagrean rita prod.	0.00	0.00	31'648.43	31'648.43	0.00	0.00	31'648.43	31'648.43	0.00	0.00
4111.zoicas natalia-florina natalia-florina	zoicas natalia-florina	54.74	0.00	54.74	0.00	0.00	0.00	54.74	0.00	54.74	0.00
4118.abby fruct srl	clienti incerti	0.00	0.00	0.00	0.00	37'802.93	0.00	37'802.93	0.00	37'802.93	0.00
4118.agropiant ndf	clienti incerti	7'954.81	0.00	7'954.81	0.00	0.00	7'954.81	7'954.81	7'954.81	0.00	0.00
4118.brailact sa	brailact sa	841.76	0.00	841.76	0.00	0.00	0.00	841.76	0.00	841.76	0.00
4118.c&c sa	clienti incerti	1'593.27	0.00	1'593.27	0.00	0.00	0.00	1'593.27	0.00	1'593.27	0.00

Cont	Denumire	Sold 1 Ianuarie Debit	Sold 1 Ianuarie Credit	Total sume precedente debit	Total sume precedente credit	Rulaj curent Debit	Rulaj curent Credit	Total sume cumulate Debit	Total sume cumulate Credit	Sold final Debit	Sold final Credit
4118.global quality trading srl	clientii incerti	0.00	0.00	0.00	0.00	4'873.24	0.00	4'873.24	0.00	4'873.24	0.00
4118.ibee saintech group srl	clientii incerti	0.00	0.00	0.00	0.00	1'940.60	0.00	1'940.60	0.00	1'940.60	0.00
4118.l.azienda maramu	clientii incerti	5'478.32	0.00	5'478.32	0.00	0.00	0.00	5'478.32	0.00	5'478.32	0.00
4118.organic plant age	clientii incerti	3'271.79	0.00	3'271.79	0.00	0.00	3'271.79	3'271.79	3'271.79	0.00	0.00
418.transfer sume	transfer sume	45'144.98	0.00	1'540'445.70	1'434'909.65	103'788.09	105'536.05	1'644'233.79	1'540'445.70	103'788.09	0.00
419.abv fruct srl	aby fruct srl	0.00	500.00	0.00	0.00	0.00	0.00	0.00	0.00	0.00	0.00
419.add cargo solutions srl	add cargo solutions srl	0.00	178.26	0.00	111.89	0.00	-11.89	0.00	100.00	0.00	100.00
419.agb agro market srl	agb agro market srl	0.00	0.00	0.00	200.00	0.00	0.00	0.00	200.00	0.00	200.00
419.agricola international sa	agricola international sa bacau	0.00	700.00	0.00	700.00	0.00	0.00	0.00	700.00	0.00	700.00
419.airfreccia fast cargo sistem srl	airfreccia fast cargo sistem srl	0.00	13.30	0.00	13.30	0.00	0.00	0.00	13.30	0.00	13.30
419.aliadi agrocom srl	aliadi agrocom srl	0.00	6.27	0.00	6.27	0.00	0.00	0.00	6.27	0.00	6.27
419.anzisi orazio	anzisi orazio	0.00	265.75	0.00	265.75	0.00	0.00	0.00	265.75	0.00	265.75
419.asociatia crescatorilor de animale somesana	asociatia crescatorilor de animale somesana	0.00	200.00	0.00	200.00	0.00	0.00	0.00	200.00	0.00	200.00
419.bonas import export srl	bonas import export srl	0.00	5.87	0.00	5.87	0.00	0.00	0.00	5.87	0.00	5.87
419.carman srl	carman srl	0.00	4.17	0.00	4.17	0.00	0.00	0.00	4.17	0.00	4.17
419.cioban alina pfa	cioban alina pfa	0.00	38.40	0.00	38.40	0.00	0.00	0.00	38.40	0.00	38.40
419.cooperativa agricola lunca somesului mic	cooperativa agricola lunca somesului mic	0.00	200.00	0.00	200.00	0.00	0.00	0.00	200.00	0.00	200.00
419.crainic prodimpex srl	crainic prodimpex srl	0.00	6.54	0.00	6.54	0.00	0.00	0.00	6.54	0.00	6.54
419.dancor agro prodalimnt srl	dancor agro prodalimnt srl	0.00	0.00	0.00	370.66	0.00	0.00	0.00	370.66	0.00	370.66
419.delaco distribution sa	delaco distribution sa	0.00	300.00	0.00	400.00	0.00	-100.00	0.00	300.00	0.00	300.00
419.dimitriadis rom srl	dimitriadis rom srl	0.00	24.91	0.00	24.91	0.00	0.00	0.00	24.91	0.00	24.91
419.dondos robert remus ii	dondos robert remus ii	0.00	37.31	0.00	37.31	0.00	0.00	0.00	37.31	0.00	37.31
419.dumitrache mita if	dumitrache mita if	0.00	10.00	0.00	10.00	0.00	0.00	0.00	10.00	0.00	10.00
419.elit srl	elit srl	0.00	188.05	0.00	200.00	0.00	0.00	0.00	200.00	0.00	200.00

Cont	Denumire	Sold 1 ianuarie Debit	€	1 ianuarie Credit	Total sume precedente debit	Total sume precedente credit	Ruaj curent Debit	Ruaj curent Credit	Total sume cumulate Debit	Total sume cumulate Credit	Sold final Debit	Sold final Creditor
419.ericzora srl	ericzora srl	0.00		30.00	0.00	30.00	0.00	0.00	0.00	30.00	0.00	30.00
419.erizora srl	erizora srl	0.00		200.00	0.00	200.00	0.00	-200.00	0.00	0.00	0.00	0.00
419.espromex srl	espromex srl	0.00		0.22	0.00	0.22	0.00	0.00	0.00	0.22	0.00	0.22
419.finet goods vinmarket s.r.l.	finet goods vinmarket s.r.l.	0.00		0.00	0.00	174.97	0.00	-5.04	0.00	169.93	0.00	169.93
419.fresh lacto uc srl	fresh lacto uc srl	0.00		169.45	0.00	169.45	0.00	0.00	0.00	169.45	0.00	169.45
419.green farmsel srl	green farmsel srl	0.00		0.00	0.00	0.00	0.00	1'000.00	0.00	1'000.00	0.00	1'000.00
419.hygia consult srl	hygia consult srl	0.00		62.55	0.00	62.55	0.00	0.00	0.00	62.55	0.00	62.55
419.ice dyp balas srl	ice dyp balas srl	0.00		0.00	0.00	0.00	0.00	6'000.00	0.00	6'000.00	0.00	6'000.00
419.inspiratia moldovei srl	inspiratia moldovei srl	0.00		305.23	0.00	204.69	0.00	27.39	0.00	232.08	0.00	232.08
419.italo' s prodotti italiani gourmet s.r.l.	italo' s prodotti italiani gourmet s.r.l.	0.00		200.00	0.00	0.00	0.00	0.00	0.00	0.00	0.00	0.00
419.legfarmmara srl	legfarmmara srl	0.00		48.05	0.00	48.05	0.00	0.00	0.00	48.05	0.00	48.05
419.liax fruct srl	liax fruct srl	0.00		7.81	0.00	7.81	0.00	0.00	0.00	7.81	0.00	7.81
419.luma&caltrans s.r.l.	luma&caltrans s.r.l.	0.00		0.00	0.00	400.00	0.00	382.66	0.00	782.66	0.00	782.66
419.lvg wine&food communication srl	lvg wine&food communication srl	0.00		305.23	0.00	0.00	0.00	0.00	0.00	0.00	0.00	0.00
419.mandy mab trade srl	mandy mab trade srl	0.00		0.00	0.00	200.00	0.00	0.00	0.00	200.00	0.00	200.00
419.microfruits s.a.	microfruits s.a.	0.00		-335.21	0.00	-335.21	0.00	0.00	0.00	-335.21	0.00	-335.21
419.microfruits srl	microfruits srl	0.00		335.21	0.00	335.21	0.00	0.00	0.00	335.21	0.00	335.21
419.moldovan carmangerie srl	moldovan carmangerie srl	0.00		6'000.00	0.00	8'000.00	0.00	0.00	0.00	8'000.00	0.00	8'000.00
419.napoca fresh srl	napoca fresh srl	0.00		9.64	0.00	9.64	0.00	0.00	0.00	9.64	0.00	9.64
419.nipponfood s.r.l.	nipponfood s.r.l.	0.00		600.00	0.00	0.00	0.00	0.00	0.00	0.00	0.00	0.00
419.north west fruit srl	north west fruit srl	0.00		47.65	0.00	47.65	0.00	0.00	0.00	47.65	0.00	47.65
419.petry retail srl	petry retail srl	0.00		99.46	0.00	99.46	0.00	0.00	0.00	99.46	0.00	99.46
419.pro avis srl	pro avis srl	0.00		381.31	0.00	441.21	0.00	-23.35	0.00	417.86	0.00	417.86
419.pui fresh distribution srl	puu fresh distribution srl	0.00		61.03	0.00	61.03	0.00	0.00	0.00	61.03	0.00	61.03
419.ralefruct impex srl	ralefruct impex srl	0.00		200.00	0.00	200.00	0.00	0.00	0.00	200.00	0.00	200.00
419.romaldo srl	romaldo srl	0.00		-115.30	0.00	0.00	0.00	0.00	0.00	0.00	0.00	0.00
419.roxmont trading srl	roxmont trading srl	0.00		4'000.00	0.00	3'000.00	0.00	0.00	0.00	3'000.00	0.00	3'000.00
419.rucosm trade srl	rucosm trade srl	0.00		449.40	0.00	241.16	0.00	-41.16	0.00	200.00	0.00	200.00
419.sicil fruit import export srl	sicil fruit import export srl	0.00		43.08	0.00	43.08	0.00	0.00	0.00	43.08	0.00	43.08
419.smart fresh transilvania srl	smart fresh transilvania srl	0.00		86.77	0.00	86.77	0.00	0.00	0.00	86.77	0.00	86.77

46

Cont	Denumire	Sold 1 ianuarie Debit	Sold 1 ianuarie Credit	Total sume precedente debit	Total sume precedente credit	Rulei curent Debit	Rulei curent Credit	Total sume cumulate Debit	Total sume cumulate Credit	Sold final Debit	Sold final Creditor
419. sole mizo romania srl	sole mizo romania srl	0.00	300.00	0.00	400.00	0.00	0.00	0.00	400.00	0.00	400.00
419. store fish & seafood srl	store fish & seafood srl	0.00	500.00	0.00	500.00	0.00	0.00	0.00	500.00	0.00	500.00
419. top engineering jobs srl	top engineering jobs srl	0.00	600.00	0.00	286.36	0.00	-54.70	0.00	231.66	0.00	231.66
419. vaida alex florin	vaida alex florin	0.00	23.06	0.00	23.06	0.00	0.00	0.00	23.06	0.00	23.06
419. vero lapa srl	vero lapa srl	0.00	45.16	0.00	45.16	0.00	0.00	0.00	45.16	0.00	45.16
419. vineas fortis invest s.r.l.	vineas fortis invest s.r.l.	0.00	298.08	0.00	185.74	0.00	34.03	0.00	219.77	0.00	219.77
invest s.r.l.											
419. visul fructelor srl	visul fructelor srl	0.00	55.46	0.00	55.46	0.00	0.00	0.00	55.46	0.00	55.46
419. wine hunter srl	wine hunter srl	0.00	167.60	0.00	218.01	0.00	26.04	0.00	244.05	0.00	244.05
421. ca	421. ca	0.00	0.00	294'532.00	21'145.00	21'145.00	22'034.00	315'677.00	316'566.00	0.00	889.00
421. salariati	421. salariati	0.00	122'995.00	2'400'959.00	2'524'658.00	379'450.00	383'433.00	2'780'409.00	2'908'091.00	0.00	127'682.00
423. salariati	423. salariati	0.00	0.00	47'569.00	47'569.00	4'556.00	4'556.00	52'125.00	52'125.00	0.00	0.00
424	participarea personalului la profit	0.00	0.00	136'842.00	136'842.00	0.00	0.00	136'842.00	136'842.00	0.00	0.00
426	drepturi de personal neridicate	0.00	146.00	146.00	146.00	0.00	0.00	146.00	146.00	0.00	0.00
427	retineri din salarii datorate tertilor	0.00	1'600.00	17'600.00	19'200.00	1'600.00	1'600.00	19'200.00	20'800.00	0.00	1'600.00
4281. alte bonificatii	alte datorii in legatura cu personalul	0.00	0.00	24'225.00	23'325.00	900.00	1'800.00	25'125.00	25'125.00	0.00	0.00
4281. alte garantii	alte datorii in legatura cu personalul	0.00	280.75	0.00	280.75	0.00	2.46	0.00	283.21	0.00	283.21
4281. diverse	alte datorii in legatura cu personalul	0.00	39'788.00	28'227.00	39'788.00	11'561.00	48'033.00	39'788.00	87'821.00	0.00	48'033.00
4281. garantii salariati	alte datorii in legatura cu personalul	0.00	20'371.92	3'698.51	24'771.92	166.15	549.12	3'864.66	25'321.04	0.00	21'456.38
4315. ca	4315. ca	0.00	5'985.00	74'279.00	79'409.00	5'130.00	5'510.00	79'409.00	84'919.00	0.00	5'510.00
4315. salariati	4315. salariati	0.00	91'278.00	670'070.00	723'127.00	53'283.00	95'863.00	723'353.00	818'990.00	0.00	95'637.00
4316. ca	4316. ca	0.00	2'394.00	29'714.00	31'766.00	2'052.00	2'204.00	31'766.00	33'970.00	0.00	2'204.00
4316. salariati	4316. salariati	0.00	-12'553.00	274'490.00	284'574.00	20'475.00	37'992.00	294'965.00	322'466.00	0.00	27'501.00
436	contributia asiguratorie pentru muncă	0.00	8'228.00	60'093.00	64'860.00	4'767.00	8'627.00	64'860.00	73'487.00	0.00	8'627.00
4411	impozitul pe profit curent	0.00	-60'625.00	177'933.00	208'718.00	0.00	33'608.00	177'933.00	242'326.00	0.00	64'393.00
4423	tva de plata	0.00	0.00	932'581.79	995'574.88	62'993.00	42'347.47	995'574.79	1'037'922.35	0.00	42'347.56
4424	tva de recuperat	158.79	0.00	158.79	158.79	0.00	0.00	158.79	158.79	0.00	0.00
4426	tva deductibila	0.00	0.00	404'606.78	404'606.78	36'449.40	36'449.40	441'056.18	441'056.18	0.00	0.00
4427	tva colectata	0.00	0.00	1'399'265.45	1'399'265.45	80'514.85	80'514.85	1'479'780.30	1'479'780.30	0.00	0.00
4428	tva neexigibila	40.82	0.00	239'203.85	221'722.13	18'103.22	17'481.38	257'307.07	239'203.51	18'103.56	0.00
4428. ach	4428. ach	250.80	0.00	30'484.21	30'484.21	1'473.11	1'473.11	31'957.32	31'957.32	0.00	0.00
444. ca	444. ca	0.00	1'536.00	19'281.00	20'607.00	1'332.00	1'431.00	20'613.00	22'038.00	0.00	1'425.00
444. salariati	444. salariati	0.00	25'201.00	190'580.00	206'068.00	15'488.00	26'255.00	206'068.00	232'323.00	0.00	26'255.00



Cont	Denumire	Sold 1 Ianuarie Debit	S' 1 Ianuarie Credit	Total sume precedente debit	Total sume precedente credit	Rulaj curent Debit	Rulaj curent Credit	Total sume cumulate Debit	Total sume cumulate Credit	Sold final Debit	Sold final Creditor
446.apahida	alte taxe	402.45	0.00	178'021.23	177'618.78	0.00	0.00	178'021.23	177'618.78	402.45	0.00
4571	dividende de plata cjc	0.00	0.00	379'405.00	379'405.00	0.00	0.00	379'405.00	379'405.00	0.00	0.00
4572	dividende de plata apahida	0.00	0.00	106'234.00	106'234.00	0.00	0.00	106'234.00	106'234.00	0.00	0.00
4573	dividende de plata dej	0.00	0.00	55'186.00	55'186.00	0.00	0.00	55'186.00	55'186.00	0.00	0.00
4574	dividende de plata turda	0.00	0.00	55'186.00	55'186.00	0.00	0.00	55'186.00	55'186.00	0.00	0.00
4575	dividende de plata campia turzii	0.00	0.00	55'186.00	55'186.00	0.00	0.00	55'186.00	55'186.00	0.00	0.00
4576	dividende de plata gherla	0.00	0.00	19'315.00	19'315.00	0.00	0.00	19'315.00	19'315.00	0.00	0.00
4577	dividende de plata hueidin	0.00	0.00	38'630.00	38'630.00	0.00	0.00	38'630.00	38'630.00	0.00	0.00
461.ca	ca	0.00	0.00	900.00	900.00	0.00	0.00	900.00	900.00	0.00	0.00
462.abv fruct srl	aby fruct srl	0.00	17'504.00	3'224.00	3'224.00	0.00	0.00	3'224.00	3'224.00	0.00	0.00
462.add cargo solutions srl	creditori diversi	0.00	544.90	0.00	544.90	0.00	0.00	0.00	544.90	0.00	544.90
462.agb agro market srl	agb agro market srl	0.00	0.00	0.00	3'142.43	0.00	314.24	0.00	3'456.67	0.00	3'456.67
462.agricola intern.bacau	agricola intern.bacau	0.00	2'142.29	0.00	2'142.29	0.00	0.00	0.00	2'142.29	0.00	2'142.29
462.alb paul adrian	garantie	0.00	181.45	0.00	181.45	0.00	0.00	0.00	181.45	0.00	181.45
462.alesia & seven srl	alesia & seven srl	0.00	7'615.00	0.00	7'615.00	0.00	0.00	0.00	7'615.00	0.00	7'615.00
462.ardelean rita	pfa garantie	0.00	181.45	0.00	181.45	0.00	0.00	0.00	181.45	0.00	181.45
462.asociatia clusterul agro food ind napoca	asociatia clusterul agro food ind napoca	0.00	243.89	0.00	243.89	0.00	0.00	0.00	243.89	0.00	243.89
462.asociatia marketingul produselor locale amplu	asociatia pentru marketingul produselor locale amplu	0.00	0.21	0.00	0.21	0.00	0.00	0.00	0.21	0.00	0.21
462.asociatia produs de cluj de cluj	asociatia produs de cluj de cluj	0.00	2'565.19	0.00	2'565.19	0.00	0.00	0.00	2'565.19	0.00	2'565.19
462.balogh adel intrep ind	balogh adel intrep fam.	0.00	8.06	0.00	8.06	0.00	0.00	0.00	8.06	0.00	8.06
462.bonas import export srl	bonas import export srl	0.00	2'726.36	0.00	2'726.36	0.00	0.00	0.00	2'726.36	0.00	2'726.36
462.boros alin constantin ilie pf	boros alin constantin ilie pf	0.00	2'232.00	0.00	2'232.00	0.00	0.00	0.00	2'232.00	0.00	2'232.00
462.borsan zamfira-corneia prod.	borsan zamfira-corneia prod.	0.00	225.00	0.00	225.00	0.00	0.00	0.00	225.00	0.00	225.00
462.borzasi levente prod.	borzasi levente prod.	0.00	225.00	0.00	225.00	0.00	0.00	0.00	225.00	0.00	225.00
462.buzsic istvan garantie	garantie	0.00	181.45	0.00	181.45	0.00	0.00	0.00	181.45	0.00	181.45
462.canalos i. daniela intreprindere individuala	canalos i. daniela intreprindere individuala	0.00	8'483.00	0.00	8'483.00	0.00	0.00	0.00	8'483.00	0.00	8'483.00

58



Cont	Denumire	Sold 1 Ianuarie Debit	Sr ianuarie Credit	Total sume precedente debit	Total sume precedente credit	Rulaj curent Debit	Rulaj curent Credit	Total sume cumulate Debit	Total sume cumulate Credit	Sold final Debit	Sold final Creditor
462.celina iza s.r.l.	celina iza s.r.l.	0.00	2'672.46	0.00	5'101.00	0.00	0.00	0.00	5'101.00	0.00	5'101.00
462.chelmagan constantin	garantie	0.00	181.45	0.00	181.45	0.00	0.00	0.00	181.45	0.00	181.45
462.cloudprospects s.r.l.	cloudprospects s.r.l.	0.00	0.00	0.00	13'987.33	0.00	0.00	0.00	13'987.33	0.00	13'987.33
462.club arena srl	club arena srl	0.00	1.50	0.00	1.50	0.00	0.00	0.00	1.50	0.00	1.50
462.cooperativa agricola lunca somesului mic	cooperativa agricola lunca somesului mic	0.00	3'545.73	0.00	3'545.73	0.00	0.00	0.00	3'545.73	0.00	3'545.73
462.cosm fan carmangerie srl	moldovan carmangerie srl	0.00	29'803.61	0.00	29'803.61	0.00	0.00	0.00	29'803.61	0.00	29'803.61
462.cosmos fruit s.r.l.	cosmos fruit s.r.l.	0.00	2'171.00	0.00	2'171.00	0.00	0.00	0.00	2'171.00	0.00	2'171.00
462.crainic prodimpex	garantie	0.00	161.29	0.00	161.29	0.00	0.00	0.00	161.29	0.00	161.29
462.cristofadar srl	cristofadar srl	0.00	0.00	0.00	3'947.85	0.00	0.00	0.00	3'947.85	0.00	3'947.85
462.damia ifigenia s.r.l.	damia ifigenia s.r.l.	0.00	0.00	0.00	4'940.80	4'940.80	0.00	4'940.80	4'940.80	0.00	0.00
462.danciu alexandru-prod	danciu alexandru-prod	0.00	2'856.00	0.00	2'856.00	0.00	0.00	0.00	2'856.00	0.00	2'856.00
462.delaco distribution sa	delaco distribution sa	0.00	8'564.16	0.00	8'564.16	0.00	671.63	0.00	9'235.79	0.00	9'235.79
462.dmd vegetables prod srl	dmd vegetables prod srl	0.00	10'424.40	0.00	10'424.40	0.00	0.00	0.00	10'424.40	0.00	10'424.40
462.dragomir david prod.	dragomir david prod.	0.00	225.00	0.00	225.00	0.00	0.00	0.00	225.00	0.00	225.00
462.duma alexandru daniel	duma alexandru daniel	0.00	8.06	0.00	8.06	0.00	0.00	0.00	8.06	0.00	8.06
462.dura ardelean intr ind	dura ardelean intr ind	0.00	8.06	0.00	8.06	0.00	0.00	0.00	8.06	0.00	8.06
462.elit srl	elit srl	0.00	3'357.60	0.00	3'357.60	0.00	335.74	0.00	3'693.34	0.00	3'693.34
462.erizora srl	erizora srl	0.00	2'665.00	0.00	2'665.00	0.00	0.00	0.00	2'665.00	0.00	2'665.00
462.express international srl	express international srl	0.00	8.06	0.00	8.06	0.00	0.00	0.00	8.06	0.00	8.06
462.faur vasile flaviu pf	faur vasile flaviu prod.	0.00	225.00	0.00	225.00	0.00	0.00	0.00	225.00	0.00	225.00
462.finest goods vinmarket s.r.l.	finest goods vinmarket s.r.l.	0.00	0.00	0.00	1'568.00	0.00	0.00	0.00	1'568.00	0.00	1'568.00
462.flavoia hen srl	flavoia hen srl	0.00	193.55	0.00	193.55	0.00	0.00	0.00	193.55	0.00	193.55
462.fox com serv distribution srl	fox com serv distribution srl	0.00	4'817.12	0.00	4'817.12	0.00	0.00	0.00	4'817.12	0.00	4'817.12
462.fox com serv srl	fox com serv srl	0.00	0.00	0.00	529.88	0.00	582.86	0.00	1'112.74	0.00	1'112.74
462.fresh lacto uc srl	fresh lacto uc srl	0.00	165.94	0.00	165.94	0.00	0.00	0.00	165.94	0.00	165.94
462.front line marketing srl	front line marketing srl	0.00	2'429.50	0.00	2'429.50	0.00	0.00	0.00	2'429.50	0.00	2'429.50

59

Cont	Denumire	Sold 1 Ianuarie Debit	Sold 1 Ianuarie Credit	Total sume precedente debit	Total sume precedente credit	Rulaj curent Debit	Rulaj curent Credit	Total sume cumulate Debit	Total sume cumulate Credit	Sold final Debit	Sold final Creditor
462.fructovit srl	fructovit srl	0.00	22.00	0.00	22.00	0.00	0.00	0.00	22.00	0.00	22.00
462.frueco srl	frueco srl	0.00	8.06	0.00	8.06	0.00	0.00	0.00	8.06	0.00	8.06
462.gbif fashion srl	gbif fashion srl	0.00	41612.44	0.00	0.00	0.00	0.00	0.00	0.00	0.00	0.00
462.gemavlad srl	gemavlad srl	0.00	8'568.00	0.00	8'568.00	0.00	0.00	0.00	8'568.00	0.00	8'568.00
462.gima blu srl	gima blu srl	0.00	5'712.00	0.00	5'712.00	0.00	0.00	0.00	5'712.00	0.00	5'712.00
462.golden pas fruct srl	golden pas fruct srl	0.00	3'480.00	0.00	3'480.00	0.00	0.00	0.00	3'480.00	0.00	3'480.00
462.green farmsel srl	green farmsel srl	0.00	0.00	0.00	0.00	0.00	3'229.83	0.00	3'229.83	0.00	3'229.83
462.grigor vasile	grigor vasile	0.00	0.00	0.00	2'939.30	0.00	0.00	0.00	2'939.30	0.00	2'939.30
462.grinda impex srl	garantie	0.00	181.45	0.00	181.45	0.00	0.00	0.00	181.45	0.00	181.45
462.grup t.s.a. company srl	grup t.s.a. company srl	0.00	34'889.40	0.00	36'065.40	0.00	117.30	0.00	36'182.70	0.00	36'182.70
462.home delivery solutions srl	home delivery solutions srl	0.00	833.28	0.00	833.28	0.00	0.00	0.00	833.28	0.00	833.28
462.horvath arthur-janos	horvath arthur-janos	0.00	3'213.00	0.00	0.00	0.00	0.00	0.00	0.00	0.00	0.00
462.ibee saintech grup s.r.l.	ibee saintech grup s.r.l.	0.00	-0.06	0.00	-0.06	0.00	0.00	0.00	-0.06	0.00	-0.06
462.ice dyp balas srl	ice dyp balas srl	0.00	12'628.55	0.00	12'628.55	0.00	0.00	0.00	12'628.55	0.00	12'628.55
462.imodel leg srl	imodel leg srl	0.00	2'570.00	0.00	2'570.00	0.00	0.00	0.00	2'570.00	0.00	2'570.00
462.inspiratia moldovei srl	inspiratia moldovei srl	0.00	1'471.08	0.00	2'941.92	0.00	146.84	0.00	3'088.76	0.00	3'088.76
462.iomin fruct srl	iomin fruct srl	0.00	5'141.00	0.00	2'570.50	0.00	0.00	0.00	2'570.50	0.00	2'570.50
462.ionica import export srl	ionica import export srl	0.00	3'378.06	0.00	3'378.06	0.00	0.00	0.00	3'378.06	0.00	3'378.06
462.isar proddom srl	isar proddom srl	0.00	0.00	0.00	3'570.00	0.00	0.00	0.00	3'570.00	0.00	3'570.00
462.italo's prodotti italiani gourmet s.r.l.	italo's prodotti italiani gourmet s.r.l.	0.00	2'509.00	2'759.76	2'759.76	0.00	0.00	2'759.76	2'759.76	0.00	0.00
462.iulia & celina srl-d	iulia & celina srl-d	0.00	5'101.00	0.00	0.00	0.00	0.00	0.00	0.00	0.00	0.00
462.l.azienda maramu srl	l.azienda maramu srl	0.00	0.28	0.00	0.28	0.00	0.00	0.00	0.28	0.00	0.28
462.la pinsa romana s.r.l.	la pinsa romana s.r.l.	0.00	0.00	0.00	2'618.00	0.00	0.00	0.00	2'618.00	0.00	2'618.00
462.legumline srl	legumline srl	0.00	10'366.30	0.00	1'139.82	0.00	0.00	0.00	1'139.82	0.00	1'139.82
462.liax fruct srl	liax fruct srl	0.00	484.80	0.00	484.80	0.00	0.00	0.00	484.80	0.00	484.80
462.lorincz csongor attila	lorincz csongor attila	0.00	181.45	0.00	181.45	0.00	0.00	0.00	181.45	0.00	181.45
462.lucillus trade srl	lucillus trade srl	0.00	10.00	0.00	10.00	0.00	0.00	0.00	10.00	0.00	10.00
462.lucuta andrei-vasile pfa	lucuta andrei-vasile pfa	0.00	0.00	0.00	3'285.00	0.00	0.00	0.00	3'285.00	0.00	3'285.00
462.luma&caltrans s.r.l.	luma&caltrans s.r.l.	0.00	0.00	0.00	6'578.84	0.00	0.00	0.00	6'578.84	0.00	6'578.84

Cont	Denumire	Sold 1 Ianuarie Debit	Sold 1 Ianuarie Credit	Total sume precedente debit	Total sume precedente credit	Rulej curent Debit	Rulej curent Credit	Total sume cumulate Debit	Total sume cumulate Credit	Sold final Debit	Sold final Creditor
462.lvg wine&food communication srl	lvg wine&food communication srl	0.00	3'559.51	0.00	0.00	0.00	0.00	0.00	0.00	0.00	0.00
462.malic ana legume-fructe srl	malic ana legume-fructe srl	0.00	3'751.28	3'751.28	3'751.28	0.00	0.00	3'751.28	3'751.28	0.00	0.00
462.mandy mab trade srl	mandy mab trade srl	0.00	5'140.71	0.00	5'140.71	0.00	0.00	0.00	5'140.71	0.00	5'140.71
462.marele alb prodimpex srl	marele alb prodimpex srl	0.00	0.02	0.00	0.02	0.00	0.00	0.00	0.02	0.00	0.02
462.marian&mio colibri srl	marian&mio colibri creditor diversi	0.00	111.13	0.00	111.13	0.00	0.00	0.00	111.13	0.00	111.13
462.marincus simion intr ind	marincus simion intr ind	0.00	8.06	0.00	8.06	0.00	0.00	0.00	8.06	0.00	8.06
462.maris adrian pfa	maris adrian pfa	0.00	2'520.00	0.00	0.00	0.00	3'100.00	0.00	3'100.00	0.00	3'100.00
462.mera mircea	mera mircea	0.00	8.06	0.00	8.06	0.00	0.00	0.00	8.06	0.00	8.06
462.microfruits s.a	microfruits s.a	0.00	0.00	16'379.16	17'353.41	0.00	0.00	16'379.16	17'353.41	0.00	974.25
462.microfruits srl	microfruits srl	0.00	18'822.79	0.00	18'822.79	0.00	0.00	0.00	18'822.79	0.00	18'822.79
462.moldovan carmangerie srl	moldovan carmangerie srl	0.00	0.00	0.00	4'831.40	0.00	0.00	0.00	4'831.40	0.00	4'831.40
462.msm roinvest srl	msm roinvest srl	0.00	5'702.64	0.00	5'987.76	0.00	0.00	0.00	5'987.76	0.00	5'987.76
462.navy intact srl	navy intact srl	0.00	-0.40	0.00	-0.40	0.00	0.00	0.00	-0.40	0.00	-0.40
462.nicamarand srl	nicamarand srl	0.00	5'712.00	0.00	5'712.00	0.00	0.00	0.00	5'712.00	0.00	5'712.00
462.nipponfood s.r.l.	nipponfood s.r.l.	0.00	6'564.01	7'841.45	7'841.45	0.00	0.00	7'841.45	7'841.45	0.00	0.00
462.noitrei import srl	noitrei import srl	0.00	12'737.28	0.00	12'737.28	0.00	0.00	0.00	12'737.28	0.00	12'737.28
462.olimp legume fructe srl	olimp legume fructe srl	0.00	472.36	0.00	472.36	0.00	0.00	0.00	472.36	0.00	472.36
462.pal and prodcom pal and prodcom srl	pal and prodcom pal and prodcom srl	0.00	3'000.00	157.50	157.50	0.00	0.00	157.50	157.50	0.00	0.00
462.potropopescu gabriel pfa	potropopescu gabriel pfa	0.00	8.06	0.00	8.06	0.00	0.00	0.00	8.06	0.00	8.06
462.pro avis srl	pro avis srl	0.00	3'116.40	0.00	3'116.40	0.00	311.87	0.00	3'428.27	0.00	3'428.27
462.pui fresh distribution srl	pui fresh distribution srl	0.00	1'120.92	0.00	1'120.92	0.00	0.00	0.00	1'120.92	0.00	1'120.92
462.ralefruct impex srl	ralefruct impex srl	0.00	9'471.62	0.00	9'471.62	0.00	336.00	0.00	9'807.62	0.00	9'807.62
462.ralemar impex srl	ralemar impex srl	0.00	2'368.06	0.00	2'368.06	0.00	0.00	0.00	2'368.06	0.00	2'368.06
462.rasteiu ioana claudia intr ind	rasteiu ioana claudia intr ind	0.00	8.06	0.00	8.06	0.00	0.00	0.00	8.06	0.00	8.06
462.rezmives i. ancuta intreprindere familia	rezmives i. ancuta intreprindere familia	0.00	0.00	0.00	500.00	0.00	0.00	0.00	500.00	0.00	500.00
462.rogozan valer intr ind	rogozan valer intr ind	0.00	8.06	0.00	8.06	0.00	0.00	0.00	8.06	0.00	8.06
462.romaldo srl	romaldo srl	0.00	2'990.00	2'989.99	5'980.38	0.00	0.00	2'989.99	5'980.38	0.00	2'990.39

51

Cont	Denumire	Sold 1 ianuarie Debit	Sr... 1 ianuarie Credit	Total sume precedente debit	Total sume precedente credit	Rulaj curent Debit	Rulaj curent Credit	Total sume cumulate Debit	Total sume cumulate Credit	Sold final Debit	Sold final Creditor
462.romina & bea srl	romina & bea srl	0.00	8.06	0.00	8.06	0.00	0.00	0.00	8.06	0.00	8.06
462.roxmont trading srl	roxmont trading srl	0.00	9726.73	0.00	9726.73	0.00	0.00	0.00	9726.73	0.00	9726.73
462.ruocosm trade srl	ruocosm trade srl	0.00	3116.60	0.00	3428.27	0.00	0.00	0.00	3428.27	0.00	3428.27
462.seralex fruct srl	seralex fruct srl	0.00	4224.30	0.00	4224.30	0.00	0.00	0.00	4224.30	0.00	4224.30
462.sipos marius ii	sipos marius ii	0.00	23.94	0.00	23.94	0.00	0.00	0.00	23.94	0.00	23.94
462.skiptrans srl	skiptrans srl	0.00	3213.00	0.00	0.00	0.00	0.00	0.00	0.00	0.00	0.00
462.sole mizo romania srl	sole mizo romania srl	0.00	7423.98	0.00	8166.97	0.00	0.00	0.00	8166.97	0.00	8166.97
462.sprint fruct srl	sprint fruct srl creditor diversi	0.00	198.24	0.00	198.24	0.00	0.00	0.00	198.24	0.00	198.24
462.stafilia karpuzi srl	stafilia karpuzi srl	0.00	150.06	0.00	150.06	0.00	0.00	0.00	150.06	0.00	150.06
462.stan marius	stan marius prod.	0.00	16.12	0.00	16.12	0.00	0.00	0.00	16.12	0.00	16.12
462.store fish & seafood srl	store fish & seafood srl	0.00	2421.90	0.00	2421.90	0.00	0.00	0.00	2421.90	0.00	2421.90
462.strict prest	462.strict prest	0.00	19.95	0.00	19.95	0.00	0.00	0.00	19.95	0.00	19.95
462.super lacticis srl	super lacticis srl	0.00	2097.40	0.00	2097.40	0.00	0.00	0.00	2097.40	0.00	2097.40
462.szekely robert	szekely robert	0.00	225.00	0.00	225.00	0.00	0.00	0.00	225.00	0.00	225.00
462.tagro srl	tagro srl	0.00	1630.30	0.00	1630.30	0.00	0.00	0.00	1630.30	0.00	1630.30
462.tonyvolymag s.r.l.	tonyvolymag s.r.l.	0.00	0.00	0.00	979.16	0.00	0.00	0.00	979.16	0.00	979.16
462.top engineering jobs srl	top engineering jobs srl	0.00	1403.00	0.00	1543.31	0.00	0.00	0.00	1543.31	0.00	1543.31
462.torreblanca srl	torreblanca srl creditor diversi	0.00	119.61	0.00	119.61	0.00	0.00	0.00	119.61	0.00	119.61
462.transylvanian wellness products srl	transylvanian wellness products srl	0.00	0.00	0.00	3041.00	3041.00	0.00	3041.00	3041.00	0.00	0.00
462.vineas fortis invest s.r.l.	vineas fortis invest s.r.l.	0.00	1561.00	0.00	1873.16	156.08	0.00	156.08	1873.16	0.00	1717.08
462.wine hunter srl	wine hunter srl	0.00	1857.90	0.00	2000.17	0.00	0.00	0.00	2000.17	0.00	2000.17
462.zagraian cosmin-alexandru	zagraian cosmin-alexandru	0.00	181.45	0.00	181.45	0.00	0.00	0.00	181.45	0.00	181.45
471.asigurari bunuri	asigurari bunuri	1306.71	0.00	13824.93	9113.00	0.00	3235.99	13824.93	12348.99	1475.94	0.00
471.asigurari mij de transport	asigurari mij de transport	3194.38	0.00	9980.06	6087.91	1518.43	2073.65	11498.49	8161.56	3336.93	0.00
471.impozite si taxe	impozite si taxe	0.00	0.00	177618.78	133212.00	0.00	44406.78	177618.78	177618.78	0.00	0.00
472.aby fruct srl	aby fruct srl	0.00	0.00	1451.25	1451.25	0.00	0.00	1451.25	1451.25	0.00	0.00
472.add cargo solutions srl	add cargo solutions srl	0.00	459.25	5051.75	5511.00	459.25	505.17	5511.00	6016.17	0.00	505.17
472.agb agro market srl	agb agro market srl	0.00	0.00	7922.10	10562.80	2640.70	2904.77	10562.80	13467.57	0.00	2904.77
472.agroplant ndf srl	agroplant ndf srl	0.00	-1.00	0.00	-1.00	0.00	0.00	0.00	-1.00	0.00	-1.00
472.alesia & seven srl	alesia & seven srl	0.00	2200.00	26180.00	28600.00	2420.00	2662.00	28600.00	31262.00	0.00	2662.00



Cont	Denumire	Sold 1 Ianuarie	Sr. - ianuarie	Total sume	Rulaj curent	Rulaj curent	Total sume	Total sume	Sold final	Sold final
		Debit	Credit	precedente debit	Debit	Credit	cumulate debit	cumulate Credit	Debitor	Creditor
472.asociatia clusterul agro food ind napoca		0.00	0.00	47'916.00	4'791.60	5'270.76	52'707.60	57'978.36	0.00	5'270.76
472.asociatia produs asociatia produs de clij de clij		0.00	0.00	43'124.40	4'791.60	5'270.76	47'916.00	53'186.76	0.00	5'270.76
472.avram andrei-alexandru i.i		0.00	0.00	2'500.00	0.00	0.00	2'500.00	2'500.00	0.00	0.00
472.canalos i. daniela intreprindere individuala		0.00	0.80	0.00	0.00	0.00	0.00	0.80	0.00	0.80
472.cloudprospects s.r.l.		0.00	0.00	5'814.00	0.00	0.00	5'814.00	5'814.00	0.00	0.00
472.cooperativa agricola lunca somesului mic		0.00	2'538.00	30'006.00	2'770.00	3'047.00	32'776.00	35'823.00	0.00	3'047.00
472.cosm fan carmangerie srl		0.00	0.40	0.00	0.00	0.00	0.00	0.40	0.00	0.40
472.delaco distribution sa		0.00	5'644.00	62'084.00	5'644.00	6'208.40	67'728.00	73'936.40	0.00	6'208.40
472.dmd vegetables prod srl		0.00	5'275.60	60'141.84	5'803.16	5'803.16	65'945.00	71'748.16	0.00	5'803.16
472.elit srl		0.00	2'821.50	31'036.50	2'821.50	3'103.65	33'858.00	36'961.65	0.00	3'103.65
472.erizora srl		0.00	2'684.00	29'524.00	346.32	0.00	29'870.32	29'870.32	0.00	0.00
472.forest goods vinmarket s.r.l.		0.00	0.00	9'226.00	1'318.00	1'318.00	10'544.00	11'862.00	0.00	1'318.00
472.green farmsel srl		0.00	0.00	0.00	0.00	2'714.15	0.00	2'714.15	0.00	2'714.15
472.grigor vasile		0.00	0.00	2'071.89	0.00	0.00	2'071.89	2'071.89	0.00	0.00
472.grup t.s.a. company srl		0.00	4'791.60	58'635.60	5'779.60	6'357.56	64'415.20	70'772.76	0.00	6'357.56
472.gruppo damidio sa		0.00	0.06	0.00	0.00	0.00	0.00	0.06	0.00	0.06
472.ice dyp balas srl		0.00	4'120.00	111'804.96	12'708.00	16'478.80	124'512.96	140'991.96	0.00	16'479.00
472.inspiratia moldovei srl		0.00	1'236.00	13'596.00	1'236.00	1'359.60	14'832.00	16'191.60	0.00	1'359.60
472.isar prodcom srl		0.00	0.00	3'000.00	3'000.00	3'000.00	6'000.00	9'000.00	0.00	3'000.00
472.italo's prodotti italiani gourmet s.r.l.		0.00	2'208.30	11'363.16	0.00	0.00	11'363.16	11'363.16	0.00	0.00
472.la pinsa romana s.r.l.		0.00	0.00	0.00	2'200.00	2'200.00	2'200.00	4'400.00	0.00	2'200.00
472.legumline srl		0.00	871.00	9'581.00	871.00	958.00	10'452.00	11'410.00	0.00	958.00
472.lucuta andrei-vasile pfa		0.00	0.00	17'142.58	1'260.00	1'386.00	18'402.58	19'788.58	0.00	1'386.00
472.luma&caltrans s.r.l.		0.00	0.00	0.00	5'528.44	5'528.44	5'528.44	11'056.88	0.00	5'528.44

53

Cont.	Denumire	Sold 1 Ianuarie Debit	Sold 1 Ianuarie Credit	Total sume precedente debit	Total sume precedente credit	Rulaj curent Debit	Rulaj curent Credit	Total sume cumulate Debit	Total sume cumulate Credit	Sold final Debit	Sold final Creditor
472.lvg wine&food communication srl	lvg wine&food communication srl	0.00	2'988.70	8'966.10	8'966.10	0.00	0.00	8'966.10	8'966.10	0.00	0.00
472.mandy mab trade srl	mandy mab trade srl	0.00	0.00	5'494.36	8'241.54	2'747.18	2'747.18	8'241.54	10'988.72	0.00	2'747.18
472.moldovan carmangerie srl	moldovan carmangerie srl	0.00	24'366.38	278'638.38	309'190.24	30'551.86	31'368.66	309'190.24	340'558.90	0.00	31'368.66
472.msm roinvest srl	msm roinvest srl	0.00	4'792.00	43'823.61	46'219.61	2'396.00	2'635.60	46'219.61	48'855.21	0.00	2'635.60
472.nipponfood s.r.l.	nipponfood s.r.l.	0.00	5'367.10	39'716.54	39'716.54	0.00	0.00	39'716.54	39'716.54	0.00	0.00
472.noitrei import srl	noitrei import srl	0.00	2'500.00	10'000.00	10'000.00	0.00	0.00	10'000.00	10'000.00	0.00	0.00
472.petri & ery srl	petri & ery srl	0.00	0.60	0.00	0.60	0.00	0.00	0.00	0.60	0.00	0.60
472.pro avis srl	pro avis srl	0.00	2'618.00	28'808.00	31'427.00	2'619.00	2'880.90	31'427.00	34'307.90	0.00	2'880.90
472.ralefruct impex srl	ralefruct impex srl	0.00	2'821.50	31'036.50	33'858.00	2'821.50	3'103.65	33'858.00	36'961.65	0.00	3'103.65
472.rezmives i. ancuta intreprindere familiala	rezmives i. ancuta intreprindere familiala	0.00	0.00	4'638.26	4'638.26	0.00	0.00	4'638.26	4'638.26	0.00	0.00
472.romaldo srl	romaldo srl	0.00	0.00	10'051.72	10'051.72	0.00	0.00	10'051.72	10'051.72	0.00	0.00
472.roxmont trading srl	roxmont trading srl	0.00	8'173.95	89'913.45	94'027.85	4'114.40	4'528.84	94'027.85	98'556.69	0.00	4'528.84
472.rucosm trade srl	rucosm trade srl	0.00	2'619.00	28'809.00	31'428.00	2'619.00	2'880.90	31'428.00	34'308.90	0.00	2'880.90
472.skiptrans srl	skiptrans srl	0.00	2'700.00	5'400.00	5'400.00	0.00	0.00	5'400.00	5'400.00	0.00	0.00
472.sole mizo romania srl	sole mizo romania srl	0.00	6'239.30	67'632.30	73'871.60	6'239.60	6'863.23	73'871.90	80'734.83	0.00	6'862.93
472.tonyvolymag s.r.l.	tonyvolymag s.r.l.	0.00	0.00	4'936.98	4'936.98	0.00	0.00	4'936.98	4'936.98	0.00	0.00
472.top engineering jobs srl	top engineering jobs srl	0.00	1'179.00	12'969.00	14'148.00	1'179.00	1'386.00	14'148.00	15'534.00	0.00	1'386.00
472.unutic srl	unutic srl	0.00	1.02	0.00	1.02	0.00	0.00	0.00	1.02	0.00	1.02
472.vineas fortis invest s.r.l.	vineas fortis invest s.r.l.	0.00	1'311.75	14'429.25	15'741.00	1'311.75	1'442.92	15'741.00	17'183.92	0.00	1'442.92
472.wine hunter srl	wine hunter srl	0.00	1'198.00	13'178.00	14'376.00	1'198.00	1'317.80	14'376.00	15'693.80	0.00	1'317.80
473	decontari din operatii in curs de clarificare	0.00	0.00	178'260.00	178'260.00	0.00	0.00	178'260.00	178'260.00	0.00	0.00
4758.subv constr investitie	subventii constructie investitie	0.00	676.58	676.58	676.58	0.00	0.00	676.58	676.58	0.00	0.00
491.abv fruct srl	provizioane pt deprecierea creantelor	0.00	0.00	0.00	0.00	0.00	37'802.93	0.00	37'802.93	0.00	37'802.93
491.agroplant ndf	agroplant ndf provizion	0.00	7'954.81	0.00	7'954.81	7'954.81	0.00	7'954.81	7'954.81	0.00	0.00
491.brailact srl	brailact srl	0.00	841.76	0.00	841.76	0.00	0.00	0.00	841.76	0.00	841.76
491.cc sa	provizion clientii	0.00	1'593.27	0.00	1'593.27	0.00	0.00	0.00	1'593.27	0.00	1'593.27
491.global quality trading srl	provizioane pt deprecierea creantelor	0.00	0.00	0.00	0.00	0.00	4'873.24	0.00	4'873.24	0.00	4'873.24
491.ibeec saintech group srl	provizioane pt deprecierea creantelor	0.00	0.00	0.00	0.00	0.00	1'940.60	0.00	1'940.60	0.00	1'940.60

59

Cont	Denumire	Sold 1 Ianuarie Debit	Sold 1 Ianuarie Credit	Total sume precedente debit	Total sume precedente credit	Rulaj curent Debit	Rulaj curent Credit	Total sume cumulate Debit	Total sume cumulate Credit	Sold final Debit	Sold final Credit
491.l.azienda maramu	l.azienda maramu provizion	0.00	5'478.32	0.00	5'478.32	0.00	0.00	0.00	5'478.32	0.00	5'478.32
491.organic plant age	ajustarii pt deprecierea creantelor	0.00	3'271.79	0.00	3'271.79	3'271.79	0.00	3'271.79	3'271.79	0.00	0.00
<b>Total clasa 4</b>		627'153.61	987'221.74	24'329'781.31	24'690'925.07	1'822'161.55	2'126'669.53	26'151'942.86	26'817'594.60	623'526.54	1'289'178.28
<b>Clasa 5</b>											
5121.depozitbt	depozit banca transilvania	314'735.73	0.00	81'98'100.81	4'497'091.71	924'860.07	1'925'869.17	9'122'960.88	6'422'960.88	2'700'000.00	0.00
5121.ro10 trez 2165 069x xx01 6801	cont curent in lei	271.83	0.00	272.01	0.00	0.06	0.00	272.07	0.00	272.07	0.00
5121.ro10mcb01060 26596730111	oancea gheorghe	2'200.80	0.00	4'400.80	0.00	229.86	0.00	4'630.66	0.00	4'630.66	0.00
5121.ro17trez21650 7018x019798	conturi la banci - pt subventii	22'591.53	0.00	22'591.53	0.00	0.00	0.00	22'591.53	0.00	22'591.53	0.00
5121.ro19 btrf.0130 1202 f780 92xx	cont curent lei	1'731'390.60	0.00	13'674'372.65	13'504'311.33	2'150'731.01	1'489'492.35	15'825'103.66	14'993'803.68	831'299.98	0.00
5121.ro21 rncb 0106 0265 9673 0010	cont garantii muresan mircea	82.77	0.00	82.77	0.00	0.64	0.00	83.41	0.00	83.41	0.00
5121.ro26 rncb 0106 0265 9673 0017	cont garantii balatae	4'941.30	0.00	4'941.30	0.00	36.50	0.00	4'977.80	0.00	4'977.80	0.00
5121.ro32rncb01060 26596730103	garantie mat.jucan iuliana	3'697.43	0.00	3'698.51	3'698.51	0.00	0.00	3'698.51	3'698.51	0.00	0.00
5121.ro37rncb01060 26596730110	felfalusi alexandru	2'200.80	0.00	4'400.80	0.00	229.86	0.00	4'630.66	0.00	4'630.66	0.00
5121.ro43btrfironvbsg 017809201	cont bt card	1'987.84	0.00	39'987.84	31'422.04	0.00	3'656.01	39'987.84	35'078.05	4'909.79	0.00
5121.ro48btrf013016 02178092xx	cont banca	0.00	0.00	0.00	0.00	59'820.00	0.00	59'820.00	0.00	59'820.00	0.00
5121.ro59 rncb 0106 0265 9673 0005	cont garantii chioorean brin	82.77	0.00	82.77	0.00	0.64	0.00	83.41	0.00	83.41	0.00
5121.ro59rncb01060 26596730102	garantii materiale mihasca m	7'163.65	0.00	7'163.65	0.00	52.90	0.00	7'216.55	0.00	7'216.55	0.00
5121.ro65btrfioncr00 f7809202	5121.ro65btrfioncr00f7809202	163'166.87	0.00	1'460'826.92	1'407'844.25	301'250.00	300'003.50	1'762'076.92	1'707'847.75	54'229.17	0.00
5121.ro70 mcb 0106 0265 9673 0001	cont curent in lei	882'598.86	0.00	2'648'294.11	2'578'179.52	189'387.69	16'396.19	2'837'681.80	2'594'575.71	243'106.09	0.00
5121.ro70rncb01060 26596730098	garantie materiala oltean mariana	0.00	0.00	0.00	0.00	0.00	0.00	0.00	0.00	0.00	0.00
5121.ro86 mcb 0106 0265 9673 0004	cont garantii anastase claudia	32.77	0.00	32.77	0.00	0.21	0.00	32.98	0.00	32.98	0.00
5121.ro86rncb01062 6596730101	garantie materiala benea d	0.71	0.00	0.71	0.00	0.00	0.00	0.71	0.00	0.71	0.00
5121.ro91 mcb 0106 0265 9673 0011	cont garantii groza	82.77	0.00	82.77	0.00	0.64	0.00	83.41	0.00	83.41	0.00
5311.1.sediu	automat	0.50	0.00	0.50	0.00	0.00	0.00	0.50	0.00	0.50	0.00
5311.sed	casa in lei	9'630.32	0.00	4'341'354.43	4'335'212.15	112'399.74	73'936.10	4'453'754.17	4'409'148.25	44'605.92	0.00

55



Cont	Denumire	Sold 1 ianuarie Debit	Sold 1 ianuarie Credit	Total sume precedente debit	Total sume precedente credit	Ruilej curent Debit	Ruilej curent Credit	Total sume cumulate Debit	Total sume cumulate Credit	Sold final Debit	Sold final Credit
5328	alte valori	0.00	0.00	181'320.00	181'320.00	22'100.00	22'100.00	203'420.00	203'420.00	0.00	0.00
542.danko	3	0.00	0.00	50.00	50.00	0.00	0.00	50.00	50.00	0.00	0.00
alina-patricia											
542.felean	542.avans trezorerie	0.00	0.00	591.66	591.66	0.00	0.00	591.66	591.66	0.00	0.00
542.geran	avans trezorerie	0.00	0.00	1'106.81	1'106.81	0.00	0.00	1'106.81	1'106.81	0.00	0.00
542.mihasca mihai	mihasca mihai	0.00	0.00	35'750.76	35'750.66	2'412.81	2'412.91	38'163.57	38'163.57	0.00	0.00
581	viramente interne	0.00	0.00	17'873'330.98	17'873'330.98	3'186'089.17	3'186'089.17	21'059'420.15	21'059'420.15	0.00	0.00
<b>Total clasa 5</b>		3'146'859.85	0.00	48'502'837.86	44'449'909.62	6'949'601.80	7'019'955.40	55'452'439.66	51'469'865.02	3'982'574.64	0.00
<b>Clasa 6</b>											
6021.consumabile	6021.consumabile	0.00	0.00	0.00	0.00	18.49	18.49	18.49	18.49	0.00	0.00
6022.combustibil	6022.combustibil cositoare	0.00	0.00	526.02	526.02	0.00	0.00	526.02	526.02	0.00	0.00
6022.combustibil	6022.combustibil fordtranzit	0.00	0.00	8'392.06	8'392.06	2'731.23	2'731.23	11'123.29	11'123.29	0.00	0.00
6022.combustibil	6022.combustibil hyundai	0.00	0.00	2'393.82	2'393.82	595.02	595.02	2'988.84	2'988.84	0.00	0.00
6022.combustibil	6022.combustibil motopompa	0.00	0.00	342.02	342.02	0.00	0.00	342.02	342.02	0.00	0.00
6022.combustibil	6022.combustibil stivuitor	0.00	0.00	1'565.08	1'565.08	0.00	0.00	1'565.08	1'565.08	0.00	0.00
6022.combustibil	6022.combustibil	0.00	0.00	8'239.56	8'239.56	2'749.10	2'749.10	10'988.66	10'988.66	0.00	0.00
6024.piese bazin	6024.piese bazin ape uzate	0.00	0.00	10'456.69	10'456.69	0.00	0.00	10'456.69	10'456.69	0.00	0.00
6024.piese it	6024.piese it	0.00	0.00	1'385.00	1'385.00	0.00	0.00	1'385.00	1'385.00	0.00	0.00
6024.piese masina	6024.piese masina spalat	0.00	0.00	157.98	157.98	0.00	0.00	157.98	157.98	0.00	0.00
6024.piese	6024.piese maturatoare	0.00	0.00	0.00	0.00	2'498.38	2'498.38	2'498.38	2'498.38	0.00	0.00
6028.attele	6028.attele	0.00	0.00	32'196.20	32'196.20	11'799.49	11'799.49	43'995.69	43'995.69	0.00	0.00
6028.consumabile	6028.consumabile cladiri	0.00	0.00	1'178.52	1'178.52	0.00	0.00	1'178.52	1'178.52	0.00	0.00
6028.consumabile	6028.consumabile cositoare	0.00	0.00	49.58	49.58	0.00	0.00	49.58	49.58	0.00	0.00
6028.consumabile	6028.consumabile fordtranzit	0.00	0.00	450.52	450.52	544.96	544.96	995.48	995.48	0.00	0.00
6028.consumabile	6028.consumabile hyundai	0.00	0.00	260.45	260.45	0.00	0.00	260.45	260.45	0.00	0.00
6028.consumabile	6028.consumabile tractor	0.00	0.00	0.00	0.00	421.85	421.85	421.85	421.85	0.00	0.00
603.obinv phare	603.obinv phare	0.00	0.00	10'138.66	10'138.66	0.00	0.00	10'138.66	10'138.66	0.00	0.00
605.energie electrica	605.energie electrica cheltuieli priv energie si apa	0.00	0.00	1'297'304.49	1'297'304.49	96'801.45	96'801.45	1'394'105.94	1'394'105.94	0.00	0.00
605.f.apa curent gaz	605.f.apa curent gaz	0.00	0.00	25'060.44	25'060.44	2'703.36	2'703.36	27'763.80	27'763.80	0.00	0.00
605.gaz	605.gaz cheltuieli priv energia si apa	0.00	0.00	73'692.07	73'692.07	15'733.43	15'733.43	89'425.50	89'425.50	0.00	0.00



Cont	Denumire	Sold 1 ianuarie Debit	S ianuarie Credit	Total sume precedente debit	Total sume precedente credit	Rulaj curent Debit	Rulaj curent Credit	Total sume cumulate Debit	Total sume cumulate Credit	Sold final Debit	Sold final Creditor
611.apele romana	611.apele romana	0.00	0.00	7'277.36	7'277.36	533.42	533.42	7'810.78	7'810.78	0.00	0.00
611.f.alte reparatii	611.f.alte reparatii	-296.81	0.00	5'337.85	5'634.66	2'885.31	2'885.31	8'223.16	8'519.97	-296.81	0.00
611.intretinere cj22fvp	611.intretinere cj22fvp	0.00	0.00	534.89	534.89	0.00	0.00	534.89	534.89	0.00	0.00
611.intretinere stivutor	611.intretinere stivutor	0.00	0.00	1'250.00	1'250.00	0.00	0.00	1'250.00	1'250.00	0.00	0.00
611.reparatii aparatura	611.reparatii aparatura	296.81	0.00	3'458.71	3'161.90	0.00	0.00	3'458.71	3'161.90	296.81	0.00
611.revizii centrala termica si iscir	611.revizii centrala termica si iscir	0.00	0.00	2'312.00	2'312.00	0.00	0.00	2'312.00	2'312.00	0.00	0.00
611.revizii cosuri	611.revizii cosuri	0.00	0.00	1'000.00	1'000.00	0.00	0.00	1'000.00	1'000.00	0.00	0.00
611.revizii electrostituitoare si centrale frig	611.revizii electrostituitoare si centrale frig	0.00	0.00	4'092.25	4'092.25	0.00	0.00	4'092.25	4'092.25	0.00	0.00
611.revizii instalatie gaz exterior	611.revizii instalatie gaz exterior	0.00	0.00	0.00	0.00	1'000.00	1'000.00	1'000.00	1'000.00	0.00	0.00
611.revizii stivutor	611.revizii stivutor	0.00	0.00	1'250.00	1'250.00	0.00	0.00	1'250.00	1'250.00	0.00	0.00
611.verificari psi	611.verificari psi	0.00	0.00	6'138.00	6'138.00	0.00	0.00	6'138.00	6'138.00	0.00	0.00
613.alte asigurari	613.alte asigurari	0.00	0.00	8'132.59	8'132.59	2'811.62	2'811.62	10'944.21	10'944.21	0.00	0.00
613.asig hala	613.asig hala	0.00	0.00	7'068.32	7'068.32	2'101.55	2'101.55	9'169.87	9'169.87	0.00	0.00
613.asig post trafo	613.asig post trafo	0.00	0.00	0.00	0.00	396.47	396.47	396.47	396.47	0.00	0.00
623.protocol cu tva	623.protocol cu tva	0.00	0.00	1'121.52	1'121.52	1'996.12	1'996.12	3'117.64	3'117.64	0.00	0.00
623.publicitate	623.publicitate	0.00	0.00	0.00	0.00	3'670.72	3'670.72	3'670.72	3'670.72	0.00	0.00
624.decont tr personal	624.decont tr personal	0.00	0.00	36'904.00	36'904.00	3'044.00	3'044.00	39'948.00	39'948.00	0.00	0.00
625.alte chelt cu deplasarile	cheltuieli cu deplas.	0.00	0.00	40'579.64	40'579.64	0.00	0.00	40'579.64	40'579.64	0.00	0.00
625.diuma	cheltuieli cu deplasari, detasari si transferari	0.00	0.00	5'388.10	5'388.10	0.00	0.00	5'388.10	5'388.10	0.00	0.00
626.internet	626.internet	0.00	0.00	5'275.27	5'275.27	475.26	475.26	5'750.53	5'750.53	0.00	0.00
626.posta	626.posta	0.00	0.00	899.23	899.23	77.31	77.31	976.54	976.54	0.00	0.00
626.telfix	626.telfix	0.00	0.00	1'611.19	1'611.19	147.69	147.69	1'758.88	1'758.88	0.00	0.00
627.comision bancar	627.comision bancar	0.00	0.00	3'915.07	3'915.07	330.26	330.26	4'245.33	4'245.33	0.00	0.00
628.abonament jurnal juridic	abonament jurnal juridic	0.00	0.00	994.95	994.95	384.00	384.00	1'378.95	1'378.95	0.00	0.00
628.alte cheltuieli	alte cheltuieli	0.00	0.00	9'427.89	9'427.89	0.00	0.00	9'427.89	9'427.89	0.00	0.00
628.asociatia admin pietelor	alte cheltuieli cu serviciile executate de terti	0.00	0.00	3'000.00	3'000.00	0.00	0.00	3'000.00	3'000.00	0.00	0.00
628.asociatia produs de cluj	asociatia produs de cluj cotizatie	0.00	0.00	100'000.00	100'000.00	0.00	0.00	100'000.00	100'000.00	0.00	0.00
628.asociatie cluster agro-food	asociatie cluster agro-food cotizatie	0.00	0.00	3'000.00	3'000.00	0.00	0.00	3'000.00	3'000.00	0.00	0.00

5x

Cont	Denumire	Sold 1 ianuarie Debit	Sr ianuarie Credit	Total sume precedente debit	Total sume precedente credit	Rulej curent Debit	Rulej curent Credit	Total sume cumulate Debit	Total sume cumulate Credit	Sold final Debitor	Sold final Creditor
628.cursuri perfectionare	628.cursuri perfectionare	0.00	0.00	1'208.29	1'208.29	0.00	0.00	1'208.29	1'208.29	0.00	0.00
628.ddd	628.ddd	0.00	0.00	15'972.00	15'972.00	1'452.00	1'452.00	17'424.00	17'424.00	0.00	0.00
628.executor judecatoresc	628.executor judecatoresc	0.00	0.00	242.02	242.02	0.00	0.00	242.02	242.02	0.00	0.00
628.imprimat tichete masa	628.imprimat tichete masa	0.00	0.00	33.00	33.00	1.00	1.00	34.00	34.00	0.00	0.00
628.itp cj22fvp	628.itp cj22fvp	0.00	0.00	142.86	142.86	0.00	0.00	142.86	142.86	0.00	0.00
628.la fantana	628.la fantana	0.00	0.00	2'720.77	2'720.77	276.51	276.51	2'997.28	2'997.28	0.00	0.00
628.legis	628.legis	0.00	0.00	2'104.74	2'104.74	124.32	124.32	2'229.06	2'229.06	0.00	0.00
628.paza si protectie	628.paza si protectie	0.00	0.00	8'580.00	8'580.00	1'320.00	1'320.00	9'900.00	9'900.00	0.00	0.00
628.prestării servicii ssm psi	628.prestării servicii ssm psi	0.00	0.00	5'000.00	5'000.00	0.00	0.00	5'000.00	5'000.00	0.00	0.00
628.raport de evaluare	628.raport de evaluare	0.00	0.00	0.00	0.00	5'600.00	5'600.00	5'600.00	5'600.00	0.00	0.00
628.salubritate	628.salubritate	0.00	0.00	99'587.68	99'587.68	8'423.91	8'423.91	108'011.59	108'011.59	0.00	0.00
628.servicii medicale	628.servicii medicale	0.00	0.00	2'480.00	2'480.00	0.00	0.00	2'480.00	2'480.00	0.00	0.00
628.servicii program	628.servicii program	0.00	0.00	12'266.40	12'266.40	301.20	301.20	12'567.60	12'567.60	0.00	0.00
628.transport diverse	628.transport diverse	0.00	0.00	180.00	180.00	500.00	500.00	680.00	680.00	0.00	0.00
635	635	0.00	0.00	585.83	585.83	-191.00	-191.00	394.83	394.83	0.00	0.00
635.avize si timbre	635.avize si timbre	0.00	0.00	500.00	500.00	0.00	0.00	500.00	500.00	0.00	0.00
635.impozit phare	635.impozit phare	0.00	0.00	133'212.00	133'212.00	44'406.78	44'406.78	177'618.78	177'618.78	0.00	0.00
635.rovinieta cj20lr	635.rovinieta cj20lr	0.00	0.00	115.36	115.36	0.00	0.00	115.36	115.36	0.00	0.00
635.rovinieta cj22fvp	635.rovinieta cj22fvp	0.00	0.00	139.00	139.00	0.00	0.00	139.00	139.00	0.00	0.00
641.ca	641.ca	0.00	0.00	293'632.00	293'632.00	22'034.00	22'034.00	315'666.00	315'666.00	0.00	0.00
641.salariati	641.salariati	0.00	0.00	2'314'617.00	2'314'617.00	367'316.00	367'316.00	2'681'933.00	2'681'933.00	0.00	0.00
642	642	0.00	0.00	181'320.00	181'320.00	22'100.00	22'100.00	203'420.00	203'420.00	0.00	0.00
6421	6421	0.00	0.00	23'325.00	23'325.00	900.00	900.00	24'225.00	24'225.00	0.00	0.00
644	644	0.00	0.00	136'842.00	136'842.00	0.00	0.00	136'842.00	136'842.00	0.00	0.00
6458.salariati	6458.salariati	0.00	0.00	37'268.00	37'268.00	4'556.00	4'556.00	41'824.00	41'824.00	0.00	0.00
646	646	0.00	0.00	56'632.00	56'632.00	8'627.00	8'627.00	65'259.00	65'259.00	0.00	0.00
654	654	0.00	0.00	0.00	0.00	9'434.08	9'434.08	9'434.08	9'434.08	0.00	0.00
6581	6581	0.00	0.00	2'053.48	2'053.48	0.00	0.00	2'053.48	2'053.48	0.00	0.00
6588	6588	0.00	0.00	40.48	40.48	48'035.28	48'035.28	48'075.76	48'075.76	0.00	0.00
665	665	0.00	0.00	26.18	26.18	0.00	0.00	26.18	26.18	0.00	0.00

Cont	Denumire	Sold 1 Ianuarie Debit	Sold 1 Ianuarie Credit	Total sume precedente debit	Total sume precedente credit	Rulej curent Debit	Rulej curent Credit	Total sume cumulate Debit	Total sume cumulate Credit	Sold final Debit	Sold final Creditor
6651	cheltuieli din diferente de curs valutar	0.00	0.00	91.27	91.27	0.00	0.00	91.27	91.27	0.00	0.00
6811	cheltuieli de expl. privind amortizarea imobilizarilor	0.00	0.00	345'162.23	345'162.23	26'396.46	26'396.46	371'558.69	371'558.69	0.00	0.00
6812	cheltuieli de expl. provizioane pt. riscuri si cheltuieli	0.00	0.00	0.00	0.00	450'918.00	450'918.00	450'918.00	450'918.00	0.00	0.00
6814	cheltuieli de expl. provizioane pt. deprecierea activelor circulante	0.00	0.00	0.00	0.00	44'616.77	44'616.77	44'616.77	44'616.77	0.00	0.00
6911	cheltuieli cu impozitul pe profit curent	0.00	0.00	269'343.00	269'343.00	33'608.00	33'608.00	302'951.00	302'951.00	0.00	0.00
<b>Total clasa 6</b>		0.00	0.00	5'679'180.58	5'679'180.58	1'257'206.80	1'257'206.80	6'936'387.38	6'936'387.38	0.00	0.00
<b>Clasa 7</b>											
701	venituri din vânzarea produselor finite	0.00	0.00	1'444.54	1'444.54	0.00	0.00	1'444.54	1'444.54	0.00	0.00
706	venituri din redevente, locații de gestiune si chirii	0.00	0.00	176.13	176.13	0.00	0.00	176.13	176.13	0.00	0.00
706.chirie spatii alimentare		0.00	0.00	3'942.72	3'942.72	0.00	0.00	3'942.72	3'942.72	0.00	0.00
706.chirii birouri sed adm		0.00	0.00	15'729.00	15'729.00	1'179.00	1'179.00	16'908.00	16'908.00	0.00	0.00
706.chirii cantare		0.00	0.00	294.13	294.13	0.00	0.00	294.13	294.13	0.00	0.00
706.chirii copertina		0.00	0.00	343'617.50	343'617.50	31'751.96	31'751.96	375'369.46	375'369.46	0.00	0.00
706.chirii corp anexa		0.00	0.00	11'300.91	11'300.91	1'604.25	1'604.25	12'905.16	12'905.16	0.00	0.00
706.chirii depozite		0.00	0.00	22'148.99	22'148.99	3'359.00	3'359.00	25'507.99	25'507.99	0.00	0.00
706.chirii hala birouri		0.00	0.00	161'226.34	161'226.34	15'604.18	15'604.18	176'830.52	176'830.52	0.00	0.00
706.chirii hala boxe		0.00	0.00	1'066'622.69	1'066'622.69	96'734.61	96'734.61	1'163'357.30	1'163'357.30	0.00	0.00
706.chirii parcare		0.00	0.00	68'637.42	68'637.42	2'150.72	2'150.72	70'788.14	70'788.14	0.00	0.00
706.chirii parcare in asteptare		0.00	0.00	250'16.54	250'16.54	378.15	378.15	253'94.69	253'94.69	0.00	0.00
706.chirii piata		0.00	0.00	1'354'781.63	1'354'781.63	25'924.05	25'924.05	1'380'705.68	1'380'705.68	0.00	0.00
706.chirii piata tonete		0.00	0.00	1'178'709.10	1'178'709.10	68'700.94	68'700.94	1'247'410.04	1'247'410.04	0.00	0.00
706.chirii platforme		0.00	0.00	11'500.00	11'500.00	800.00	800.00	12'300.00	12'300.00	0.00	0.00
706.chirii transpalete		0.00	0.00	137'157.02	137'157.02	10'660.00	10'660.00	147'817.02	147'817.02	0.00	0.00
706.taxa acces auto		0.00	0.00	1'343'628.67	1'343'628.67	35'325.21	35'325.21	1'378'953.88	1'378'953.88	0.00	0.00
706.taxa acces container		0.00	0.00	6'465.54	6'465.54	1'244.54	1'244.54	7'710.08	7'710.08	0.00	0.00
708.card acces		0.00	0.00	199'073.53	199'073.53	2'689.04	2'689.04	201'762.57	201'762.57	0.00	0.00
7581	venituri din despagubiri, amenzi si penalitati	0.00	0.00	8'898.45	8'898.45	0.00	0.00	8'898.45	8'898.45	0.00	0.00
7584	venituri din subventii pentru investitii	0.00	0.00	676.58	676.58	0.00	0.00	676.58	676.58	0.00	0.00
7588.alte venituri		0.00	0.00	3'886.77	3'886.77	337.74	337.74	4'224.51	4'224.51	0.00	0.00



Cont	Denumire	Sold 1 Ianuarie Debit	Sc	anuarie Credit	Total sume precedente debit	Total sume precedente credit	Rulaj curent Debit	Rulaj curent Credit	Total sume cumulate Debit	Total sume cumulate Credit	Sold final Debit	Sold final Creditor
7588.refacturare	7588.refacturare	0.00	0.00	0.00	86'953.55	86'953.55	1'254.75	1'254.75	88'208.30	88'208.30	0.00	0.00
7588.refacturare boxe apa	7588.refacturare boxe apa	0.00	0.00	0.00	11'186.03	11'186.03	1'118.37	1'118.37	12'304.40	12'304.40	0.00	0.00
7588.refacturare boxe curent	7588.refacturare boxe curent	0.00	0.00	0.00	464'294.59	464'294.59	36'164.54	36'164.54	500'459.13	500'459.13	0.00	0.00
7588.refacturare boxe deratizare	7588.refacturare boxe deratizare	0.00	0.00	0.00	3'999.82	3'999.82	327.69	327.69	4'327.51	4'327.51	0.00	0.00
7588.refacturare boxe gaz	7588.refacturare boxe gaz	0.00	0.00	0.00	27'787.19	27'787.19	3'477.82	3'477.82	31'265.01	31'265.01	0.00	0.00
7588.refacturare boxe internet	7588.refacturare boxe internet	0.00	0.00	0.00	391.21	391.21	32.60	32.60	423.81	423.81	0.00	0.00
7588.refacturare boxe salubritate	7588.refacturare boxe salubritate	0.00	0.00	0.00	16'221.12	16'221.12	1'948.97	1'948.97	18'170.09	18'170.09	0.00	0.00
7588.refacturare copertina apa	7588.refacturare copertina apa	0.00	0.00	0.00	171.20	171.20	20.28	20.28	191.48	191.48	0.00	0.00
7588.refacturare copertina curent	7588.refacturare copertina curent	0.00	0.00	0.00	8'327.14	8'327.14	430.20	430.20	8'757.34	8'757.34	0.00	0.00
7588.refacturare copertina deratizare	7588.refacturare copertina deratizare	0.00	0.00	0.00	2'110.25	2'110.25	278.72	278.72	2'388.97	2'388.97	0.00	0.00
7588.refacturare copertina gaz	7588.refacturare copertina gaz	0.00	0.00	0.00	355.43	355.43	152.40	152.40	507.83	507.83	0.00	0.00
7588.refacturare copertina internet	7588.refacturare copertina internet	0.00	0.00	0.00	16.30	16.30	0.00	0.00	16.30	16.30	0.00	0.00
7588.refacturare copertina salubritate	7588.refacturare copertina salubritate	0.00	0.00	0.00	7'642.86	7'642.86	753.39	753.39	8'396.25	8'396.25	0.00	0.00
7588.refacturare corpanexa apa	7588.refacturare corp anexa apa	0.00	0.00	0.00	228.48	228.48	77.17	77.17	305.65	305.65	0.00	0.00
7588.refacturare corpanexa curent	7588.refacturare corp anexa curent	0.00	0.00	0.00	4'931.93	4'931.93	245.72	245.72	5'177.65	5'177.65	0.00	0.00
7588.refacturare corpanexa deratizare	7588.refacturare corp anexa deratizare	0.00	0.00	0.00	562.21	562.21	67.07	67.07	629.28	629.28	0.00	0.00
7588.refacturare corpanexa gaz	7588.refacturare corp anexa gaz	0.00	0.00	0.00	718.13	718.13	340.20	340.20	1'058.33	1'058.33	0.00	0.00
7588.refacturare corpanexa internet	7588.refacturare corp anexa internet	0.00	0.00	0.00	401.78	401.78	16.30	16.30	418.08	418.08	0.00	0.00
7588.refacturare corpanexa salubritate	7588.refacturare corp anexa salubritate	0.00	0.00	0.00	1'426.14	1'426.14	239.02	239.02	1'665.16	1'665.16	0.00	0.00
7588.refacturare hala birouri apa	7588.refacturare hala birouri apa	0.00	0.00	0.00	12'278.05	12'278.05	1'728.68	1'728.68	14'006.73	14'006.73	0.00	0.00
7588.refacturare hala birouri curent	7588.refacturare hala birouri curent	0.00	0.00	0.00	192'980.32	192'980.32	17'261.66	17'261.66	210'241.98	210'241.98	0.00	0.00
7588.refacturare hala birouri deratizare	7588.refacturare hala birouri deratizare	0.00	0.00	0.00	3'020.43	3'020.43	271.64	271.64	3'292.07	3'292.07	0.00	0.00
7588.refacturare hala birouri gaz	7588.refacturare hala birouri gaz	0.00	0.00	0.00	34'100.57	34'100.57	5'461.75	5'461.75	39'562.32	39'562.32	0.00	0.00



Cont	Denumire	Sold 1 Ianuarie Debit	Sc	Anuarie Credit	Total sume precedente debit	Total sume precedente credit	Rulaj curent Debit	Rulaj curent Credit	Total sume cumulate Debit	Total sume cumulate Credit	Sold final Debit	Sold final Creditor
7588.refacturare hala birouri internet	7588.refacturare hala birouri internet	0.00	0.00	0.00	683.74	683.74	74.16	74.16	757.90	757.90	0.00	0.00
7588.refacturare hala birouri salubritate	7588.refacturare hala birouri salubritate	0.00	0.00	0.00	1882.26	1882.26	219.31	219.31	2'101.57	2'101.57	0.00	0.00
7588.refacturare module curent	7588.refacturare module curent	0.00	0.00	0.00	3'556.98	3'556.98	0.00	0.00	3'556.98	3'556.98	0.00	0.00
7588.refacturare piata curent	7588.refacturare piata curent	0.00	0.00	0.00	338'375.76	338'375.76	22'320.39	22'320.39	360'696.15	360'696.15	0.00	0.00
7588.refacturare piata internet	7588.refacturare piata internet	0.00	0.00	0.00	1'023.98	1'023.98	48.90	48.90	1'072.88	1'072.88	0.00	0.00
7588.refacturare piata salubritate	7588.refacturare piata salubritate	0.00	0.00	0.00	52'312.51	52'312.51	4'647.36	4'647.36	56'959.87	56'959.87	0.00	0.00
7588.refacturare platforma curent	7588.refacturare platforma curent	0.00	0.00	0.00	56'562.94	56'562.94	2'951.91	2'951.91	59'514.85	59'514.85	0.00	0.00
7588.refacturare rampa curent	7588.refacturare rampa curent	0.00	0.00	0.00	51'814.91	51'814.91	3'182.31	3'182.31	54'997.22	54'997.22	0.00	0.00
7588.refacturare sediu adm apa	7588.refacturare sediu adm apa	0.00	0.00	0.00	120.71	120.71	14.36	14.36	135.07	135.07	0.00	0.00
7588.refacturare sediu adm curent	7588.refacturare sediu adm curent	0.00	0.00	0.00	488.32	488.32	42.51	42.51	530.83	530.83	0.00	0.00
7588.refacturare sediu adm deratizare	7588.refacturare sediu adm deratizare	0.00	0.00	0.00	47.37	47.37	4.51	4.51	51.88	51.88	0.00	0.00
7588.refacturare sediu adm gaz	7588.refacturare sediu adm gaz	0.00	0.00	0.00	1'127.65	1'127.65	174.03	174.03	1'301.68	1'301.68	0.00	0.00
7588.refacturare salubritate	7588.refacturare salubritate	0.00	0.00	0.00	158.20	158.20	19.29	19.29	177.49	177.49	0.00	0.00
7588.transfer sume	7588.transfer sume	0.00	0.00	0.00	60'391.07	60'391.07	-1'747.96	-1'747.96	58'643.11	58'643.11	0.00	0.00
7588.vanzare deseuri	7588.vanzare deseuri	0.00	0.00	0.00	20'403.17	20'403.17	397.98	397.98	20'801.15	20'801.15	0.00	0.00
766	venituri din dobanzi	0.00	0.00	0.00	79'087.26	79'087.26	26'365.57	26'365.57	105'452.83	105'452.83	0.00	0.00
7812	venituri din provizioane pt. riscuri si cheltuieli	0.00	0.00	0.00	328'339.00	328'339.00	0.00	0.00	328'339.00	328'339.00	0.00	0.00
7814	venituri din provizioane pt. deprec. activelor circulante	0.00	0.00	0.00	0.00	0.00	11'226.60	11'226.60	11'226.60	11'226.60	0.00	0.00
<b>Total clasa 7</b>	<b>TOTAL GENERAL</b>	0.00	0.00	0.00	784'141.76	784'141.76	440'053.56	440'053.56	8'281'468.32	8'281'468.32	0.00	0.00
		9'391'953.30	9'391'953.30	100'026'771.28	100'026'771.28	11'782'518.80	11'782'518.80	111'809'290.08	111'809'290.08	10'850'645.47	10'850'645.47	

DIRECTOR GENERAL  
SABO MARIUS CALIN

SEF SERVICIU ECON.  
TUDORACHI DAN